




P.O. Box 1719  
 Corona, CA 92878  
 Support: 951-493-7100  
 www.aFeFilters.com

# Intake Kit Installation Instructions: '92-'99 BMW 3 Series 323i/ 325i/ 328i/ M3 L6-2.5L/ 2.8L/ 3.0L (E36)


<b>Kit Part #</b>	54-10171	<b>Tools Required:</b>	<b>Part List:</b>	1 Clamp, #052
<b>Make:</b>	BMW	10mm socket or wrench	1 air filter (Replacement part # 24-45505)	
<b>Model</b>	<b>Year</b>	<b>Engine</b>	4 M6 x 1" x 16 Screw	
323i	'98-'99	L6-2.5L	3 M6 x 1" x 25 Screw	
325i	'92-'95	L6-2.5L	5 M6 nut	
328i	'96-'99	L6-2.8L	3 M6 washer, wavy	
M3	'95	L6-3.0L	8 M6 washer, flat	
			1 shield	
			1 intake tube	
			1 33" long trim seal	



Complete kit with parts.




Complete stock intake.



Un-snap mass air sensor clips from airbox.



Remove two nuts that hold the cruise control module to the airbox with 10mm socket or wrench located on back side of airbox..




Remove air temperature sensor with 10mm socket or wrench located on back side of airbox..



Remove the complete airbox from the vehicle.



Install the aFe heat shield into the vehicle.



Attach air temperature sensor with the provided M6 screw.



Use provided M6 screw and washer to tighten shield to front core support.



Place cruise control module back in location and use M6 bolts, screws, washers and lock washers supplied with kit.



With filter attached to tube but not tightened, slide filter down into fenderwell area and insert mass air sensor into tube.



Make sure tube is pressed onto the mass sensor.



Tighten clamp on tube and align bolt holes on tube to shield.



Use the three longest M6 bolts and washers provided to bolt the tube flange to the shield.



Place enclosed CARB E0 sticker on a clean/smooth surface on or near the intake system. E0 identification label is required in passing the Smog Check inspection. Your installation is now complete. Tighten all connections and clamps. Re-check after a few hours.

Note: Filter Cleaning and Re-oiling: When cleaning your aFe filter, be sure to use only aFe's "Restore Kit" (aFe P/N: 90-50001 blue oil aerosol, or aFe P/N: 90-50501 blue squeeze bottle oil). Filter Replacement: PN: 24-45505 (black w/blue media)