



P.O. Box 1719
 Corona, CA 92878
 Support: 951-493-7100
 www.aFeFilters.com

Intake Kit Installation Instructions: '03-'07 Ford F-Series Super Duty/ Excursion V8-6.0L (td)


Kit Part #	51/54-10391/ 75-10391	Tools Required:	Part List: Stage 1
Make:	Ford	5/16" nut driver or slotted screwdriver 11mm socket or wrench Ratchet and extension	1 Air filter Replacement (14-10093, Pro Dry S™ 11-10093 or ProGUARD 7 71-10093)
Model	Year	Engine	1 Filter Housing
F250	'03-'07	V8-6.0L (td)	2 1/4-20 Nuts
F350	'03-'07	V8-6.0L (td)	1 1/4-20 washer
Excursion	'03-'07	V8-6.0L (td)	



Step 1
 Complete kit. Make sure you have all the components before you begin your installation.



Step 2
 Complete stock intake.



Step 3
 Loosen the hose clamp on the turbo inlet. Carefully disconnect the MAF sensor wiring harness.



Step 4
 Disconnect the Filter Minder located on the back of the air filter box.



Step 5
 Undo the two retaining clips securing the air box outlet. Lift up and remove the turbo inlet tube and filter lid as one piece.



Step 6
 Remove the inlet portion of the air box out of the engine bay.



Step 7
 Assemble the air filter housing by placing the new air filter inside the housing. Secure filter to housing with the provided nuts and washer. **NOTE: The outer nut is used as a lock nut to secure filter.**



Step 8
 Transfer the inlet portion of the air box to the new aFe air box and secure with the factory clips.




Step 9
 Position the inlet side of the air box assembly into the engine bay.




Step 10
 Carefully install the air box outlet. Make sure the tangs engage on the bottom of the air box. Check to make sure the clamps are tight.



Step 11
 Tighten the clamp on the turbo inlet. Reconnect the MAF sensor wiring harness and the filter minder harness.




Step 12
 Re connect intake hose on the front of the air box.



Step 13
 Place enclosed CARB EO sticker on a clean/smooth surface on or near the intake system. EO identification label is required in passing Smog Check inspection. Your installation is now complete. Make sure you tighten all clamps and check all electrical connections. Re check periodically

2003-2007 OE Ford Super Duty Intake System



Front of Engine

Rear of Engine

Lower Air Box- Air Box- Upper Air Box

Note: Filter Cleaning and Re-oiling: When cleaning your aFe filter, be sure to use only aFe's "Restore Kit" (aFe P/N: 90-50001 blue oil aerosol, or aFe P/N: 90-50501 blue squeeze bottle oil or aFe P/N: 90-50000 gold oil aerosol, or aFe P/N: 90-50500 gold squeeze oil). Filter Replacement: Magnum FLOW PN: 14-10093 (black w/blue media), or Pro-GUARD 7™ PN: 71-10093 (black w/gold media), **Pro Dry S™** P/N: 11-10093 (black w/white media) **Pro Dry S™** cleaning: see cleaning instructions 06-00074