




P.O. Box 1719
 Corona, CA 92878
 Support: 951-493-7100
 www.aFeFilters.com

Intake Kit Installation Instructions: '91-'01 Jeep Cherokee L6-4.0L

Kit Part #	51/54-10422	Tools Required:	Part List:	1 Washer, Split Lock, 1/4"
Make:	Jeep	5/16" socket or wrench	1 Air filter 24-40035 (Replacement filter) or Pro Dry S™ 21-40035	1 Trim Seal, 26.5"
Model	Year	Engine	1 Housing	1 Trim Seal, Tube Opening, 13.5"
Cherokee	'91-'01	L6-4.0L	1 Intake tube	1 Clamp, vent hose #008
			1 Coupler, straight, 2.75" x 3/4"	1 Pad, isolation
			1 Screw, 1/4-20" X 1.25" Hex Head	1 Grommet, Air Temp Sensor
			2 Clamps, # 048	1 1/2" Cap
			1 Nut, hex, 1/4-20"	2 1/2" Elbow
			2 Washer, fender, 1/4" x 7/8"	1 Hose, Fuel: 1/2" ID, Black @ 35"L




Complete kit with parts.



Complete stock intake.




Remove breather tube from valve cover vent.




Remove top of OE air box.




Loosen clamp at throttle body and remove.



Remove one nut (A) and two bolts (B & C) and lift out bottom of air box.



Prior to installing intake housing apply trim seal as shown to housing. Long piece to top edge and short piece lines hole. Place housing and mount. See step 8 for location(s).



Install three bolts (A, B & C) and one nut. Reuse screws C and B reuse nut at A. Used supplied screw washer and nut at location "D"



Looking straight at brake booster place center of isolation pad at 1 o'clock.




Attach coupler to intake at throttle body end. Then slide intake tube through filter housing starting with filter end of tube.



Slip coupler over throttle body.




Install intake tube onto throttle body making sure tube is completely resting on throttle body to ensure proper hood clearance. Tighten clamps to secure tube.



Connect supplied vent hose to nipple at intake tube and at breather vent tube and tighten clamps.



Install filter to intake tube and tighten clamp.



Place enclosed CARB EO sticker on a clean/smooth surface on or near the intake system. EO identification label is required in passing the Smog Check inspection. Make sure all hoses and clamps are tight and that all electrical components are secure.