



advanced FLOW engineering™
 P.O. Box 1719
 Corona, CA 92879
 Support: 951-493-7100
 www.aFepower.com

Intake kit Installation Instructions: 2005-2007 Dodge Magnum/Charger & Chrysler 300 V6-3.5L Stage 2 Cx

Kit P/N:	51/54-10922	
Make:	Dodge	
Model:	Year:	Engine:
Magnum	'05-'07	V6-3.5L
Charger	'06-'07	V6-3.5L
Make:	Chrysler	
Model:	Year:	Engine:
Chrysler	'05-'07	V6-3.5L
300		

Tools Required:
9/16" socket or wrench
10mm socket or wrench
5/16" nut driver
Flat head screwdriver
Ratchet w/ extension
5/32" allen key
T-20 torx bit (included)


Parts list:	
1 Air filter (Pro 5-R™ 24-40011 or Pro Dry S™ 21-40011)	2 Washer, flat M6
1 Housing	2 Nut, hex M6
1 Tube, rotomold	2 Washer, wavy M6
1 Coupler, hump 3" x 3"	2 Grommet, rubber
2 Clamps, #048	1 Fitting, plastic 1/2"
2 Screw, hex M6 x 1 x 25	1 7/16" trim seal @ 26"L



Complete Kit w/ Parts



Complete Stock Intake.




With 10mm socket or wrench loosen the bolt holding in upper half of OE air box. (Save for step 8)




Disconnect air temp sensor and crank case line. Lift up and pull OE air box out of vehicle.



Loosen and remove OE intake tube with 5/16" nut driver. Remove bottom air box out of vehicle. Remove air temp sensor.



Install air temp sensor and 1/2" fitting into new tube with grommet(s) provided. Place hump coupler with clamps provided onto tube.



Install tube to outside of housing with M6 screws, washers, and nuts provided. Tighten using 10mm socket or wrench. Install trim seal to housing.



Install intake into vehicle. Position housing to tab.



Tighten down housing using OE bolt. Use 10mm socket or wrench.



Tighten clamps using 5/16" nut driver.



Re-connect crank case line to fitting on tube.



Re-connect air temp sensor harness.



Install air filter and tighten using 5/16" nut driver.



Your installation is now complete. Please check all bolts and clamps periodically. Re-tighten if necessary. Thank you for choosing aFe!

Note: Filter Cleaning and Re-oiling: When cleaning your aFe filter, be sure to use only aFe's "Restore Kit" (aFe P/N: 90-50001 blue oil aerosol, or aFe P/N: 90-50501 blue squeeze bottle oil)
 Filter Replacement: Magnum FLOW PN: 24-40011 **Pro 5-R™** (black w/blue media) or **Pro Dry S™** P/N 21-40011 (black w/white media) **Pro Dry S™** cleaning: see cleaning instruction sheet 06-00074