



advanced FLOW engineering™
P.O. Box 1719
Corona, CA 92879
Support: 951-493-7100
www.aFepower.com

Intake kit Installation Instructions: 2006-2007 Jeep Grand Cherokee SRT 8 V8-6.1L Stage 2 Cx

Kit P/N:	51/54-11192	<u>Tools Required:</u>	<u>Parts list:</u>	
		10mm socket or wrench	1 Air filter (Pro 5-R™ 24-90015	2 Washer, flat M6
Make:	Jeep	5/16" nut driver	or Pro Dry S™ 21-90015)	2 Nut, hex M6
		Flat head screwdriver		2 Washer, wavy M6
<u>Model:</u>	<u>Year:</u>	<u>Engine:</u>	1 Housing	1 Grommet, rubber
Grand	'06-'07	V8-6.1L	1 Tube, rotomold	1 1/2" hose @ 13"L
Cherokee			1 Cover	
SRT-8			1 Coupler, reducer 4-3/8" x 3-1/2"	
			1 Clamp, #060	
			1 Clamp, #072	
			2 Screw, hex M6 x 1 x 30	
			4 Screw, button head	



Complete Kit w/ Parts



Complete Stock Intake.




With 5/16" nut driver loosen the clamp on throttle body side.



Disconnect air temp sensor.




Loosen clamp at air box and un-clip upper half of air box and remove. Also, remove OE intake tube.




Remove OE crank case line out of vehicle.




Install housing into position of OE upper airbox and re-clip to bottom of housing. Install tube through housing.




Place reducer coupler with clamps and install onto throttle body. Do not tighten.



With M6 screws, washers, and nuts provided, tighten using 10mm socket or wrench.



Now tighten clamps using 5/16" nut driver. Remove air temp sensor out of OE tube. With grommet provided install temp sensor into new tube



Connect crank case line to fitting on tube and engine, w/ 1/2" hose.



Re-connect air temp sensor harness. Install air filter and tighten using 5/16" nut driver.



Install cover to housing with button head screws provided and tighten using 5/32" allen key.



Your installation is now complete. Please check all bolts and clamps periodically. Re-tighten if necessary. Thank you for choosing aFe!

Note: Filter Cleaning and Re-oiling: When cleaning your aFe filter, be sure to use only aFe's "Restore Kit" (aFe P/N: 90-50001 blue oil aerosol, or aFe P/N: 90-50501 blue squeeze bottle oil)
Filter Replacement: Magnum FLOW PN: 24-90015 Pro 5-R™ (black w/blue media) or Pro Dry S™ P/N 21-90015 (black w/white media) Pro Dry S™ cleaning: see cleaning instruction sheet 06-00074