



INSTALLATION INSTRUCTIONS

MAKE: Ford

MODEL: Super Duty F-250 / F-350

YEAR: 2011-2016

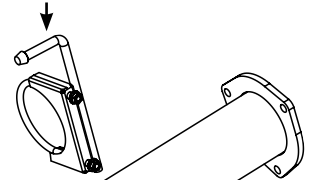
ENGINE: V8-6.7L (td) Power Stroke

WHEELBASE: All Except Cab & Chassis

4" Race Pipe
49-03012 (AL)
49-43036 (409 SS)

Hanger Clamp

05-41197



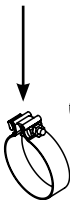
RACE ONLY DISCLAIMER



This is a Race Only product that is to be used solely for competition, it cannot be used on vehicles that are operated on public streets, roads or highways. Its use is limited to closed-course and open-course racing that is formally sanctioned by a recognized racing organization. Any other use, including recreational off-road use, could be in violation of local, state and federal laws. A competition acknowledgement / liability release form must be filled out and submitted.

Band Clamp

05-41172

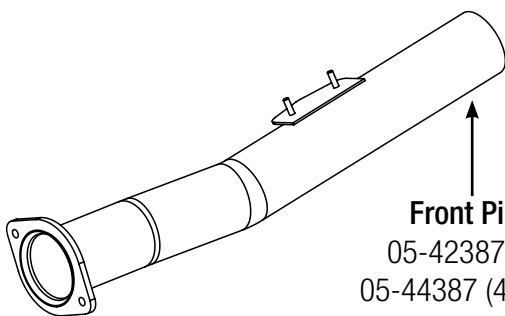


Mid-Pipe #1

05-42391 (AL)
05-44391 (409 SS)

Front Pipe

05-42387 (AL)
05-44387 (409 SS)



Step 1: (Read Instructions prior to installation) Disconnect sensors at the connections. Take caution as not to damage any sensors. Remove CAT/DPF section of your trucks exhaust working your way forward. Take caution not to damage the factory isolation mounts as they will be reused. **It is recommended to not fully tighten the clamps until the entire system has been installed.**

Step 2: For faster installation spread the pieces of the exhaust along side of your vehicle according to the diagram shown.

Step 3: Attach front pipe first using the supplied nuts and bolts to OE turbo down-pipe, then install mid-pipe #1 with the supplied band clamp and hanger clamp.

Step 4: Adjust for alignment and tighten all connections. Your installation is now complete. It is recommended to re-tighten all exhaust components after the first 50-100 miles.

Step 5: Install the urea injector bracket on the support bracket welded to the front pipe. Use the original injector mounting nuts. **DO NOT OVER TIGHTEN.**

NOTES:

- aFe recommends that the tailpipe be at least 1/2"-1" away from any body panels to avoid heat related body damage. **Tighten and secure.**
- Controller/Programmers are required to operate this system.

Caution: Allow time for your vehicle to cool down prior to installation. When working on or under your vehicle proceed with caution. Exhaust systems reach high temperatures and may cause serious burns. Wear protective safety equipment; eye goggles and gloves to ensure a safe installation. **aFe recommends professional installation on our products.**