

advanced FLOW engineering

Instruction Manual P/N: 51-82002 & 54-82002

Make: **BMW** Model: **335i E90/92/93** Year: **2007-2010** Engine: **L6-3.0L (tt) N54**

Make: **BMW** Model: **135i E82/88** Year: **2008-2010** Engine: **L6-3.0L (tt) N54**

Make: **BMW** Model: **535i E60** Year: **2008-2010** Engine: **L6-3.0L (tt) N54**






- Please read the entire instruction manual before proceeding.
- Ensure all components listed are present.
- If you are missing any of the components, call 951.493.7100
- Ensure you have all necessary tools before proceeding.
- Do not attempt to work on your vehicle when the engine is hot.
- The skill level for this kit is HIGH. Professional installation is suggested.

Label	Qty.	Description	Part Number
A1	1	Pro Dry S Air Filter	21-90061
A2	1	Pro 5R Air Filter	24-90061
B	1	Air Filter Housing	05-01048
C	1	Cover	05C01048
D	1	Intake Tube	05-01049
E	1	Plug, Urethane	05-01172
F	4	Button Head Screw Small	03-50218
G	2	Button Head Screw Large	03-50102
H	2	Wavy Washers	03-50058

Installation will require the following tools:

Phillips Screwdriver, 5/16" Nutdriver, T25 Torx Bit, 5/32" Hex Key & 3/32" Hex Key.

Note: Legal in California for use on race vehicles only. The use of this device on vehicles used on public streets or highways is strictly prohibited in California and others states that have adopted California emission regulations.



&






Figure A

Refer to Figure A for steps 1-5

Step 1: Remove the top from the air filter housing (1) by unclipping the fasteners

Step 2: Remove the stock air filter from housing

Step 3: Unclip the wiring harness (2) for ease of removal and installation of the air filter housing

Step 4: Unplug the plastic vacuum line (3)

Step 5: Disconnect ports (5) and harness (4) on the stock air filter housing and remove.



Figure B

Refer to Figure C for steps 6-8

Step 6: Remove the mounting grommets from the factory air filter housing and insert into the bottom of the aFe air filter housing.

Step 7: Align the air box grommets with the factory tabs and press down to install housing.

Step 8: Connect the aluminum intake ports to the factory turbo inlet tubes ①.

Step 9: Connect the plastic vacuum line ②.



Pro DRY S Air Filter



P/N: 21-90061

Pro 5R Air Filter



P/N: 24-90061

Pro DRY S Restore Kit



P/N: 90-59999

Blue Aerosol Restore Kit



P/N: 90-50001

Blue Squeeze Restore Kit



P/N: 90-50501

aFe Power Hat



P/N: 40-10083

aFe Key Chain



P/N: 40-10103

Warranty

General Terms:

- aFe warrants their products to be free from manufacturer's defects due to workmanship and material.
- This warranty applies only to the original purchaser of the product and is non-transferrable.
- Proof of purchase of the aFe product is required for all warranty claims.
- Warranty is valid provided aFe instructions for installation and/or cleaning were properly followed.
- Proper maintenance with regular inspections of product is required to insure warranty coverage.
- Damage due to improper installation, abuse, unauthorized repair or alteration is not warranted.
- Incidental or consequential damages or cost, including installation and removal of part, incurred due to failure of aFe product is not covered under this warranty.
- All warranty is limited to the repair and/or replacement of the aFe part. To request Return Goods Authorization ("RGA"), email RGA@afepower.com or call (951)493-7100. Upon receipt of the RGA, you must return the product to the address provided in the RGA, freight prepaid and accompanied with a dated proof of purchase and the RGA. Upon receipt of the defective product and upon verification of proof of purchase, aFe will either repair or replace the defective product within a reasonable time, not to exceed thirty days.

Product Category	P/N Prefix	Warranty duration
Direct OE Replacement Filters	10, 11, 30, 31, 71, 73	Life of the vehicle
Racing Filters	18	1 year
Universal	21, 24, 72	2 years
Air Intake Systems	50, 51, 54, 55, 75	2 years
Exhaust Systems	49	2 years
Intercoolers & Intercooler Tubes	46-2	2 years
Intake Manifolds	46-1	2 years
Differential Cover	46-7	Life of the vehicle
Exhaust Manifolds	46	2 years
Throttle Body Spacers	46-3	2 years
Fluid Filters	44	90 days
Pre-Filters	28	2 years
Heavy Duty OE Replacement	70	2 years
PowerSports OE Replacement	81, 87	2 years
PowerSports Intake Systems	85	2 years

No other warranty expressed or implied applies nor is any person or advanced FLOW engineering authorized to assume any other warranty. Some States do not allow the exclusion or limitation of incidental or consequential damages or do not allow limitations on how long an implied warranty lasts, so the above limitations or exclusions may not apply to you. This warranty gives you specific legal rights, and you may also have other rights which vary from State to State.



advanced FLOW engineering, inc.

252 Granite Street Corona, CA 92879

TEL: 951.493.7100 • TECH: 951.493.7100 x23

E-Mail: Tech@aFepower.com