



Installation Instructions
Part Number 310-616
Poweraid Spacer For 2007-10
Jeep Wrangler
3.8L V6



Parts List

#1	Poweraid Spacer	x1
#2	6mmx60mm Bolts	x4
#3	6mm Flat Washers	x4
#4	Fiber Gasket	x1

Tools Required For Installation

5/16" 6 point & 10mm Socket
Ratchet and Extension

C.A.R.B. E.O. Number Good Up Thru 2009 Models Only


Thank you for purchasing the Poweraid Throttle Body Spacer. Please read the instruction manual carefully before proceeding with the installation. Contact AIRAID @ (800) 498-6951 8:00 AM - 5:00 PM MST Weekdays for questions regarding fit or instructions that are not clear to you. Your Poweraid Throttle Body Spacer was carefully inspected and packaged. Check that no parts are missing, or were damaged during shipping. If any parts are missing, please contact AIRAID.

Included with your Poweraid Spacer is a sticker with a **California Air Resources Board (C.A.R.B.) Executive Order (EO)** number. This sticker must be placed in plain view inside of the engine compartment. Failure to do so may prevent you from passing a smog inspection.


Thank you for selecting AIRAID.



1. **Disconnect the negative battery cable!**
Loosen 2 hose clamps on each end of the factory intake tube. Slide the red locking tab, and then squeeze the black tab, and disconnect the intake tube temperature sensor wiring harness. Remove the tube from the vehicle.




2. Using a 6 point 5/16" socket, remove the 4 bolts that hold the throttle body to the intake manifold.



3. Install the Poweraid Spacer and the fiber gasket between the intake manifold, and the throttle body, as shown. Tighten all 4 throttle body bolts evenly, to the manufacturer's specifications.

Do Not Over Tighten The Bolts!



4. Reinstall the factory intake tube, and tighten the 2 hose clamps. Reconnect the wiring harness to the intake tube temperature sensor. Make sure you push down the red tab, and lock the harness.

Re-connect the negative battery cable!

The sound of power...The "whistle" means its working!

Contact your nearest Airaid dealer for an Airaid Intake System for your car, truck or SUV.



Instructions Revision
10/29/09