




Installation Instructions
Part Number 450-638
2011-15 Ford Mustang
2011-15 Ford F-150
5.0L V8




Parts List

#1	Poweraid Spacer	x1
#2	6mmx70mm Bolt	x4
#3	6mm Flat Washer	x4
#4	Gasket	x1
	8mm, 10mm Socket	
	Ratchet and Extension	


NOTE: These instructions depict an installation being performed on a 5.0l F-150 and is meant to be a guide for all other makes and models listed. While some details may vary from vehicle to vehicle, the general install procedure remains the same.

Thank you for purchasing the Poweraid Throttle Body Spacer. Please read the instruction manual carefully before proceeding with the installation. Contact AIRAID @ (800) 498-6951 8:00 AM - 5:00 PM MST Weekdays for questions regarding fit or instructions that are not clear to you. Your Poweraid Throttle Body Spacer was carefully inspected and packaged. Check that no parts are missing, or were damaged during shipping. If any parts are missing, please contact AIRAID.




1. Disconnect the negative battery cable!


- A.) Disconnect the breather line or lines, from the factory intake tube.
- B.) loosen the clamps securing the intake tube to the throttlebody and the airbox.
- C.) Remove the Factory intake tube and set aside.



- 2. Remove the four bolts that secure the throttlebody to the intake manifold and set them aside. They will not be reused.



3. Install the Poweraid Spacer between the throttlebody and the intake manifold with the supplied gasket next to the throttlebody as shown. Make sure the “flow” arrow that is printed on the spacer is pointing towards the intake manifold.



4. Insert the provided bolts with washers through the throttlebody, gasket, and Poweraid Spacer and tighten them in an “X” Pattern.



5. Reinstall the intake tube, tighten the two hose clamps, and reconnect the breather line or lines.

Re-connect the negative battery cable!



The sound of power...The “whistle” means its working!

Contact your nearest Airaid dealer for an Airaid Intake System for your car, truck or SUV.

Instructions Revision
01.21.15

AIRAID Filter Co. 2688 E Rose Garden Ln. Phoenix AZ 85050 (800) 498-6951 Airaidinfo@airaid.com www.airaid.com