




Installation Instructions
Part Number 510-628
Poweraid Spacer For
2010-2014 Toyota FJ Cruiser
2010-2015 Toyota 4Runner
4.0L V-6



Parts List


#1	Poweraid Spacer	x 1
#2	6mm x 60mm Bolt	x 4
#3	6mm Flat Washer	x 4
#4	Fiber Gasket	x 1

Tools Required For Installation

5/16", 10mm Socket
Ratchet and Extension




Thank you for purchasing the Poweraid Throttle Body Spacer. Please read the instruction manual carefully before proceeding with the installation. Contact AIRAID @ (800) 498-6951 8:00 AM - 5:00 PM MST Weekdays for questions regarding fit or instructions that are not clear to you. Your Poweraid Throttle Body Spacer was carefully inspected and packaged. Check that no parts are missing, or were damaged during shipping. If any parts are missing, please contact AIRAID.



Disconnect The Negative Battery Terminal.

1. Remove the engine cover.

Lift up on the front of the engine cover to unseat the mounting grommets and remove it from the vehicle.




2. Remove the factory intake.

A.) Pry the wire harness anchor from the intake resonator chamber


B.) Remove the 6mm anchor bolt from the resonator.

C.) Disconnect the crankcase breather and fuel pressure regulator lines.


D.) Loosen the clamps on both ends of the intake tube



3. Remove the four bolts that secure the throttlebody to the intake manifold.



4. Insert the Poweraid Spacer into the intake manifold as shown. Prepare the throttlebody for installation by placing the gasket on it and using one of the supplied bolts and washers as an alignment aid.



5. Install the provided bolts and washers thru the throttlebody and Poweraid Spacer and tighten to the manufacturer's specifications in an X Pattern.



6. Reinstall the factory intake tube, tighten the two hose clamps, and reconnect the crankcase breather and Fuel pressure regulator lines. Reinstall the engine cover.

Re-connect the negative battery cable!



**Airaid Intake Systems PN. 510-302
2010-2012 Toyota FJ Cruiser and 4 Runner**

Contact your nearest Airaid dealer for the Airaid Intake System for your Vehicle



Instructions Revision
12.08.14