



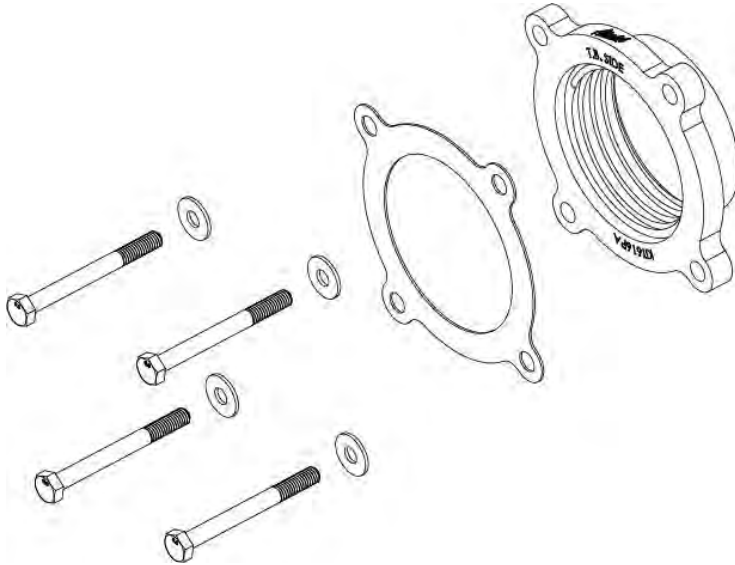
Installation Instructions
Part Number 310-616
AIRAID Spacer For 2007-11
Jeep Wrangler
3.8L V6

Parts List

AIR-KIT616PA	Aluminum Plate	(1)
AIR-KIT616G	Gasket	(1)
AIR-KIT616H	Hardware	
	6mmx60mm Bolts	(4)
	6mm Flat Washers	(4)

Tools Required For Installation

5/16" 6 point & 10mm Socket
Ratchet and Extension




**THROTTLE BODY SPACER FOR VEHICLES LISTED ARE
50 STATE LEGAL. SEE AIRAID.COM FOR CARB STATUS
ON EACH PART FOR A SPECIFIC VEHICLE.**

Thank you for purchasing the AIRAID Throttle Body Spacer. Please read the instruction manual carefully before proceeding with the installation. Your AIRAID Throttle Body Spacer was carefully inspected and packaged. Check that no parts are missing, or were damaged during shipping. If you need any assistance please call 1-800-858-3333 to speak with a representative in our Customer Service Center before returning the product.


Thank you for selecting AIRAID.




1. **Disconnect the negative battery cable!**
Loosen 2 hose clamps on each end of the factory intake tube. Slide the red locking tab, and then squeeze the black tab, and disconnect the intake tube temperature sensor wiring harness. Remove the tube from the vehicle.



2. Using a 6 point 5/16" socket, remove the 4 bolts that hold the throttle body to the intake manifold.



3. Install the AIRAID Spacer and the fiber gasket between the intake manifold, and the throttle body, as shown. Tighten all 4 throttle body bolts evenly, to the manufacturer's specifications. **Do Not Over Tighten The Bolts!** *Note: AIRAID spacer must be installed with bore protruding into intake manifold away from throttle body. Incorrect installation will hinder performance. Reference picture below for spacer orientation.



4. Reinstall the factory intake tube, and tighten the 2 hose clamps. Reconnect the wiring harness to the intake tube temperature sensor. Make sure you push down the red tab, and lock the harness. **Re-connect the negative battery cable!**

The sound of power...The "whistle" means its working!



Example of proper spacer installation. Spacer must protrude into intake manifold and away from throttle body.

AIR-I31616C
Rev. 8/10/20

Contact your nearest Airaid dealer for an Airaid Intake System for your car, truck or SUV.

Airaid. 1455 Citrus St., P.O. Box 1329, Riverside, CA. 92502 1-800-498-6951 AiraidInfo@airaid.com www.airaid.com