



## Installation Instruction For Part Numbers

860-348 Airaid Oiled Media Filter  
861-348 SynthaMax Dry Media Filter - Red  
862-348 SynthaMax Dry Media Filter - Black  
863-348 SynthaMax Dry Media Filter - Blue

**Airaid Direct Fit Filter**  
**2008-10 Ford Super Duty 6.4L V8**



## Component Identification

1. Airaid Premium Filter 1

Thank you for purchasing an Airaid Premium Filter. Contact Airaid @ (800) 498-6951 8:00 AM - 5:00 PM MST weekdays for questions regarding fit or instructions that are not clear to you. Your Airaid Premium Filter was carefully inspected and packaged. The air filter element is protected from direct exposure to water and debris, care should be taken not to drive through deep water. WATER INGESTION IS THE DRIVERS RESPONSIBILITY! The air filter is reusable and should be cleaned periodically.


*Thank you for selecting AIRAID.*




**1. Disconnect the Negative Battery Cable.**  
Unlatch the two factory clips on each side of the airbox and then remove the airbox lid.




**2. Remove the factory air filter by gently prying it towards the passenger side of the airbox, and then lifting it straight up.**



3. Insert the Airaid Premium Filter (#1) into the factory airbox.



4. Firmly press the air filter into the factory airbox. Make sure that the sealing edge is fully seated and flush with the edge all the way around the airbox.



5. Locate the "step" on the bottom of the factory airbox. Make sure that the tab on the air filter is aligned with it. Next, align the two side tabs on the air filter with the side of the factory airbox.



6. Reinstall the factory airbox lid and re-latch the two factory clips. **Double check your work!**

**For your Oiled media filter we suggest using the AIRAID Filter Tune-Up Kit!**



**P/N 790-551 Aerosol Spray  
P/N 790-550 Squeeze Spray**

**SynthaMax®**

**Do Not Oil**

Synthamax Air Filters do not require oil. Service air filter as needed by cleaning with common non-petroleum all-purpose household cleaner and water. Simple Green®, Formula 409® or equivalent works great. Apply cleaner to outside of air filter and allow to soak. Then flush filter clean from the inside out with a garden hose and repeat steps if necessary. Do not apply high pressure water or air to clean filter. Allow filter to air dry and reinstall.