









BD HD TRANSMISSION PAN
1988-2007 Dodge Cummins 5.9L Diesels

Part# 1061500

Installation Instructions

Please read all instructions before installation of this product.

KIT CONTENTS

1601500	1200208	1601613
Transmission Oil Pan	Temp Sensor Port Plug	Magnetic Drain Plug
		
Qty: 1	Qty: 1	Qty: 1
22170	1601511	1601512
Pan Gasket	Trans Pan Bolt	Trans Pan Washer
		
Qty: 1	Qty: 14	Qty: 14

REQUIRED TOOLS & EQUIPMENT

- Approx. 15 Quarts of Automatic Transmission Fluid (ATF+3)
- 1 Can “Brake Clean” or equivalent
- 7/16” socket wrench with driver
- 1/4” Allen bit with 3/8” Ratchet
- Gasket Scraper

TORQUE SPECIFICATIONS

Pan Bolts	12 lbs-ft
Sensor Plug	30 lbs-in
Pan Drain Plug	30 lbs-in

NOTE: Please use a torque wrench when installing any transmission component.

BD Engine Brake Inc.

Plant Address: Unit A10, 33733 King Rd, Abbotsford, BC, Canada V2S 7M9

U.S. Shipping Address: 88-446 Harrison St, Sumas, WA 98295 U.S. Mailing Address: P.O. Box 231, Sumas, WA 98295

Phone: 604-853-6096 Fax: 604-853-8749 Internet: www.bd-power.com

INSTALLATION

- Park the vehicle on level ground with the transmission in park and the park brake applied. Use jack stands if the vehicle must be raised.
- Position a large clean drain pan below the transmission to prevent fluid loss.
- Remove the 14 pan bolts from the stock transmission pan, starting at the rear of the transmission.
- Once all the pan bolts have been removed, drop the oil pan evenly to prevent spillage. If the pan seems to be stuck to the transmission case, lightly tap the side of the pan with a soft-faced mallet.
- Carefully remove the existing pan gasket and silicone residue from the case using a gasket scraper (Gouging the case will result in oil leaks).
- Allow all the oil to drain out completely.
- Using a lint free rag, clean the gasket surface of the transmission case. The surface must be clean and flat to prevent gasket leakage.
- Inspect the transmission case mating surface for gouges, dents or cracks.
- Remove the existing filter and replace with a Dacron filter.
- Apply a thin coat of ATF+3 transmission oil to the magnetic drain plug o-ring. Install the plug using an 8mm Allen bit with a 3/8" ratchet and tighten to 30 lbs-in. (Do not over tighten!)
- If a temperature sender is being used, install the probe into the temp sender port. If there is no sender being used, install the temp sensor port plug. Tighten to 30 lbs-in.
- Install the gasket on the BD pan and align the bolt holes. Install the 14 pan bolts with washers until the bolts are finger tight.
- Using the 1/4" Allen bit and ratchet, torque the pan bolts to 12 lbs-ft in a crisscross pattern.
- Fill the transmission with ATF+3 fluid to the full line on the dipstick.

BD Engine Brake Inc.

Plant Address: Unit A10, 33733 King Rd, Abbotsford, BC, Canada V2S 7M9

U.S. Shipping Address: 88-446 Harrison St, Sumas, WA 98295 U.S. Mailing Address: P.O. Box 231, Sumas, WA 98295

Phone: 604-853-6096 Fax: 604-853-8749 Internet: www.bd-power.com

- Re-check the pan bolt torque after 3-4 warm-up and cool down cycles.

Questions?

If you have any technical difficulties, concerns, comments, or complaints, please phone our Technical Support hotline at (800) 887-5030 between 8:30am-5:00pm PST (Pacific Standard Time) Monday to Friday, or post a message on the BD Discussion Forums located at:

<http://bd-power.com/forum/>



Visit our Internet forums at <http://www.dieselperformance.com> and share your comments or technical support questions with some of the industry's leading experts in the diesel field.

BD Engine Brake Inc.

Plant Address: Unit A10, 33733 King Rd, Abbotsford, BC, Canada V2S 7M9

U.S. Shipping Address: 88-446 Harrison St, Sumas, WA 98295 U.S. Mailing Address: P.O. Box 231, Sumas, WA 98295

Phone: 604-853-6096 Fax: 604-853-8749 Internet: www.bd-power.com

<p style="text-align: center;">BD ENGINE BRAKE, INC. LIMITED WARRANTY STATEMENT</p>

THE INSTALLATION OF THIS PRODUCT INDICATES THAT THE BUYER HAS READ AND UNDERSTANDS THIS AGREEMENT AND ACCEPTS ITS TERMS AND CONDITIONS.

DISCLAIMER OF LIABILITY

BD Engine Brake Inc., its successors, distributors, jobbers, and dealers (hereafter "BD") shall in no way be responsible for the product's proper use and service. THE BUYER HEREBY WAIVES ALL LIABILITY CLAIMS.

BD disclaims any warranty and expressly disclaims any liability for personal injury or damages. BD also disclaims any liability for incidental or consequential damages including, but not limited to, repair labor, rental vehicles, hotel costs, or any other inconvenience costs by reason of use or sale of any such equipment. The BUYER acknowledges and agrees that the disclaimer of any liability for personal injury is a material term for this agreement and the BUYER agrees to indemnify BD and to hold BD harmless from any claim related to the item of any equipment purchased.

This warranty shall not apply to any unit that has been improperly stored or installed, or to misapplication, improper operation conditions, accidents, neglect, or which has been improperly repaired or altered or otherwise mistreated by the BUYER or his agent. BD also assumes no liability regarding the improper installation or misapplication of its products. It is the installer's responsibility to check for proper installation and if in doubt, contact the manufacturer.

LIMITATION OF WARRANTY

BD Engine Brake Inc. (hereafter "BD") warrants to the BUYER that any parts purchased shall be free from defects in material workmanship. A defect is defined as a condition within the product that would render the product inoperable. BD gives Limited Warranty as to description, quality, merchantability, fitness for any product's purpose, productiveness, or any other matter of BD's product sold herewith. BD shall be in no way responsible for the product's open use and service and the BUYER hereby waives all rights other than those expressly written herein. This Warranty shall not be extended or varied except by a written instrument signed by BD and the BUYER.

The Warranty is Limited to one (1) year from the date of sale. Until BD has approved the claim, the consumer may be responsible for these costs.

A Return Material Authorization (RMA) number, obtained in advance from BD, must accompany all products returned for warranty consideration. All products must be returned, shipping prepaid, to BD and must be accompanied by a dated proof of purchase receipt. All Warranty claims are subject to approval by BD and repaired or replaced product will be returned to the customer freight collect. Accepted warranty units, which have been replaced, become the sole property of BD.

This warranty is in lieu of all other warranties or guaranties, either expressed or implied, and shall not extend to any consumer or to any person other than the original purchaser residing within the boundaries of the continental U.S. or Canada.

IN THE EVENT THAT THE BUYER DOES NOT AGREE WITH THIS AGREEMENT, THE BUYER MAY PROMPTLY RETURN THIS PRODUCT, IN A NEW AND UNUSED CONDITION, WITH A DATED PROOF OF PURCHASE, TO THE PLACE OF PURCHASE WITHIN THIRTY (30) DAYS FROM DATE OF PURCHASE FOR A FULL REFUND.

BD Engine Brake Inc.

Plant Address: Unit A10, 33733 King Rd, Abbotsford, BC, Canada V2S 7M9

U.S. Shipping Address: 88-446 Harrison St, Sumas, WA 98295 U.S. Mailing Address: P.O. Box 231, Sumas, WA 98295

Phone: 604-853-6096 Fax: 604-853-8749 Internet: www.bd-power.com