



Bestop

Rear Bench Seat Cover Installation Instructions

For: TJ Wrangler '97 - '02

Part Number: 29221

Parts List

Seat Back Cover, Qty - 1
Seat Bottom Cover, Qty - 1

Seat Covers are not waterproof.

Warning: DO NOT remove the seats from the vehicle to install this product.

Warning:

This product is designed to enhance the appearance of the vehicle. Do not rely in any way on the components of this product to contain occupants within the vehicle, or to protect against injury or death in the event of an accident. This product will not protect the occupants from falling objects. Never operate vehicle in excess of manufacturer's specifications.

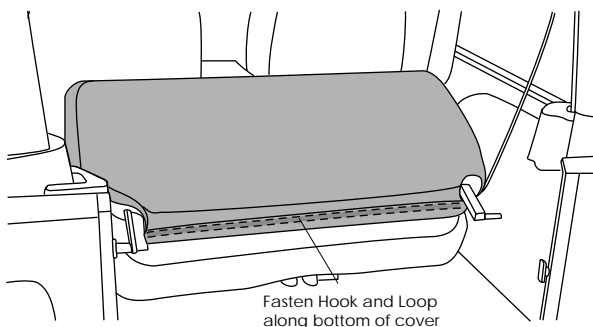
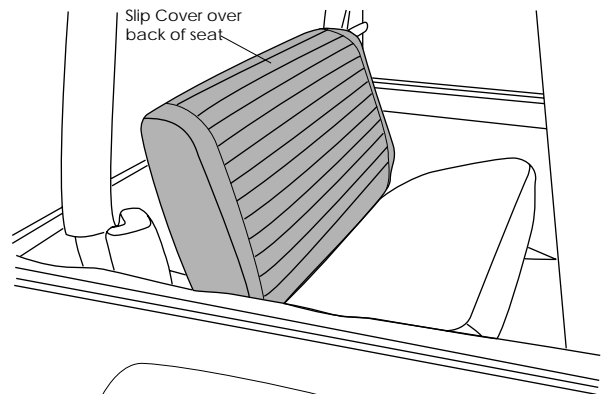
Wear seat belts at all times.

Read and follow, precisely, all installation instructions provided when installing this product. Failure to do so may result in a poor fit and could place occupants of the vehicle in a potentially dangerous situation.

Seat Back Installation

Step One

Orient the Seat Cover with the quilting toward the front of the seat and the opening along the bottom. Slip the cover over the seat from the top.



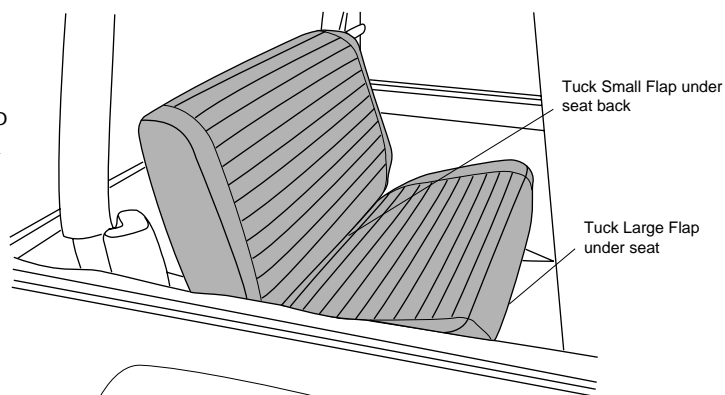
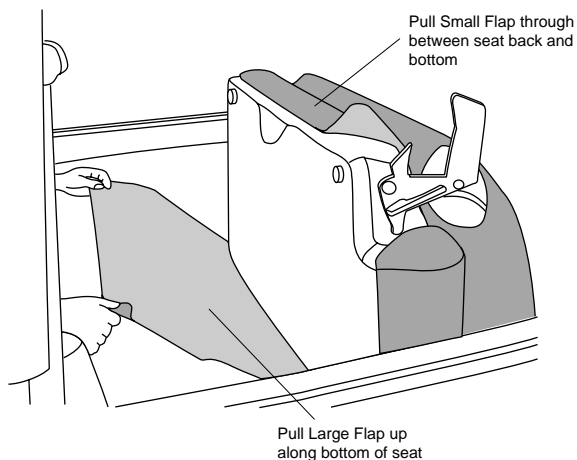
Step Two

Fold the back of the seat forward and fasten the hook and loop strips along the bottom of the cover to each other.

Seat Bottom Installation

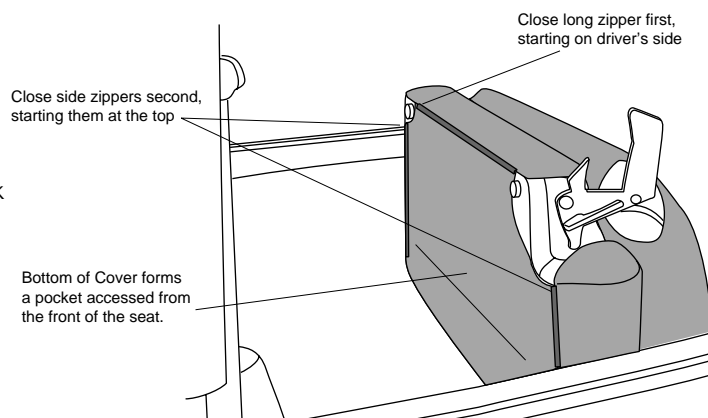
Step One

Place the cover over the seat with the smaller flap to the rear and tuck this flap under the seat back. Tuck the large flap under the front of the seat.



Step Two

Fold the seat back down and tumble the seat forward to access the bottom. Pull the small flap on the cover between the seat back and bottom and pull the large flap up along the bottom of the seat.



Step Three

Start with the long zipper along the back of the seat and close all of the zippers.

Rear Seat Storage Pocket

The Seat Bottom Cover has a storage pocket along the bottom of the seat. This pocket is accessed along the front edge of the seat and is secured with a hook and loop flap.

LIMITED WARRANTY

We warrant our product to be free from defects in material and workmanship, for the terms specified below, provided there has been normal use and proper maintenance. This warranty applies to the original purchaser only. All remedies under this warranty are limited to the repair or replacement of any item or items found by the factory to be defective within the time period specified.

If you have a warranty claim, first you must call our factory at the number below for instructions. You must retain proof of purchase and submit a copy with any items returned for warranty work. Upon completion of warranty work, if any, we will return the repaired or replaced item or items to you freight prepaid. Damage to our products caused by accidents, fire, vandalism, negligence, misinstallation, misuse, Acts of God, or by defective parts not manufactured by us, is not covered under this warranty.

THE WARRANTY TIME PERIOD IS AS FOLLOWS: ALL "SOFT GOODS" MANUFACTURED BY OUR COMPANY (USING PRIMARILY VINYL, PLASTICS, AND/OR FOAM): ONE YEAR FROM DATE OF PURCHASE.

ANY IMPLIED WARRANTIES OF MERCHANTABILITY AND/OR FITNESS FOR A PARTICULAR PURPOSE CREATED HEREBY ARE LIMITED IN DURATION TO THE SAME DURATION AND SCOPE AS THE EXPRESS WRITTEN WARRANTY. OUR COMPANY SHALL NOT BE LIABLE FOR ANY INCIDENTAL OR CONSEQUENTIAL DAMAGE.

Some states do not allow limitations on how long an implied warranty lasts, or the exclusion or limitation of incidental or consequential damages, so the above limitations or exclusions may not apply to you.

This warranty gives you specific legal rights, and you may also have other rights which vary from state to state.

For further information or request for warranty work, please contact:

*All or a portion of this product may be made in China.

Bestop Inc.
Customer Service
(800)845-3567
(303)465-1755