



Low Back Front Seat Cover Installation Instructions



For: CJ5 ('65-'79) and CJ7 ('76-'80)

Part Number: 29225

Parts List

Seat Cover, Qty - 2

Warning: *DO NOT* remove the seats from the vehicle to install this product.

Seat Covers are not waterproof.

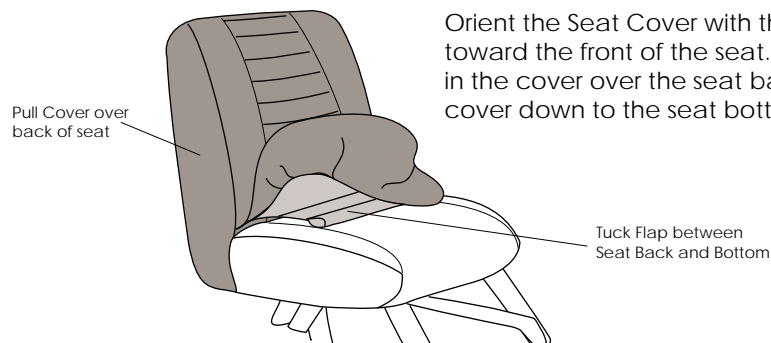
Warning:

This product is designed to enhance the appearance of the vehicle and to shield the occupants from ordinary weather conditions. Do not rely in any way on the components of this product to contain occupants within the vehicle, or to protect against injury or death in the event of an accident. This product will not protect the occupants from falling objects. Never operate vehicle in excess of manufacturer's specifications.

Wear seat belts at all times.

Read and follow, precisely, all installation instructions provided when installing this product. Failure to do so may result in a poor fit and could place occupants of the vehicle in a potentially dangerous situation.

Step One




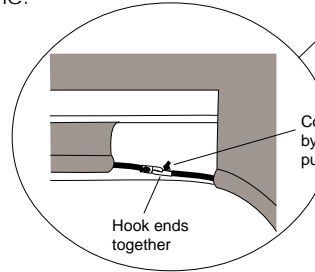
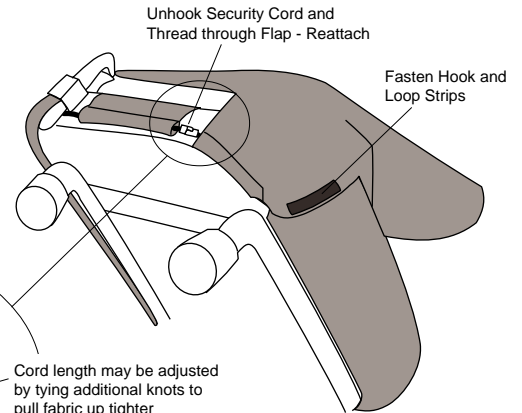
Orient the Seat Cover with the quilting toward the front of the seat. Slip the opening in the cover over the seat back and pull the cover down to the seat bottom.

Step Two

Locate the flap sewn to the inside of the cover at the corner between the seat back and the seat bottom. Tuck the flap between the seat back and the seat bottom.

Step Three

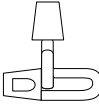
Slide the cover over the seat bottom. On the passenger side, tip the seat forward to access the bottom. On the driver's side slide the seat forward and tip it to access the bottom of the seat. Unhook the security cord and thread it through the end of the flap. Hook the ends of the cord together and fasten the hook and loop strips at the rear corners to each other. If necessary for a smooth fit, tighten the cord by tying a knot and tuck in any loose fabric.



Fasten Hook and Loop Strips


Note: On the driver's side seat, make sure that the fabric is tucked behind the seat adjustment lever and that the lever is clear to operate freely.

To Fasten Hooks



Slip the two hooks together at right angles to each other.

Turn one hook until they hook to each other.



To secure the hooks, pull them against each other until they click into position.

To Release Hooks: Turn one hook until it is at right angles to the other and pull apart.

LIMITED WARRANTY

We warrant our product to be free from defects in material and workmanship, for the terms specified below, provided there has been normal use and proper maintenance. This warranty applies to the original purchaser only. All remedies under this warranty are limited to the repair or replacement of any item or items found by the factory to be defective within the time period specified.

If you have a warranty claim, first you must call our factory at the number below for instructions. You must retain proof of purchase and submit a copy with any items returned for warranty work. Upon completion of warranty work, if any, we will return the repaired or replaced item or items to you freight prepaid. Damage to our products caused by accidents, fire, vandalism, negligence, misinstallation, misuse, Acts of God, or by defective parts not manufactured by us, is not covered under this warranty.

THE WARRANTY TIME PERIOD IS AS FOLLOWS: ALL "SOFT GOODS" MANUFACTURED BY OUR COMPANY (USING PRIMARILY VINYL, PLASTICS, AND/OR FOAM): ONE YEAR FROM DATE OF PURCHASE.

ANY IMPLIED WARRANTIES OF MERCHANTABILITY AND/OR FITNESS FOR A PARTICULAR PURPOSE CREATED HEREBY ARE LIMITED IN DURATION TO THE SAME DURATION AND SCOPE AS THE EXPRESS WRITTEN WARRANTY. OUR COMPANY SHALL NOT BE LIABLE FOR ANY INCIDENTAL OR CONSEQUENTIAL DAMAGE.

Some states do not allow limitations on how long an implied warranty lasts, or the exclusion or limitation of incidental or consequential damages, so the above limitations or exclusions may not apply to you.

This warranty gives you specific legal rights, and you may also have other rights which vary from state to state.

For further information or request for warranty work, please contact:

Bestop Inc.
Customer Service
(800)845-3567
(303)465-1755

*All or a portion of this product may be made in China.