

11211

## 95-98 HONDA ODYSSEY &amp; 95-99 ISUZU OASIS

10/15/2012

GROSS LOAD CAPACITY WHEN USED AS A WEIGHT CARRYING HITCH: 2,000 LBS. TRAILER WEIGHT &amp; 200 LBS. TONGUE WEIGHT.

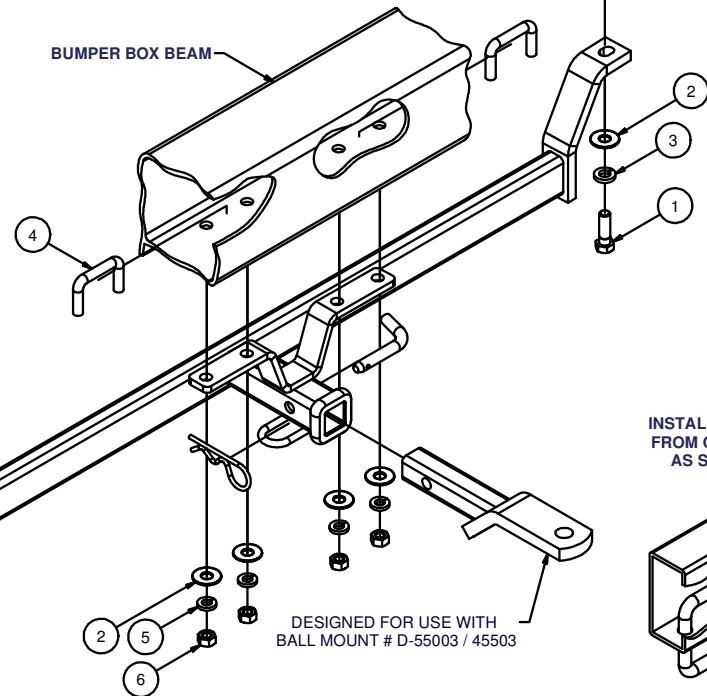
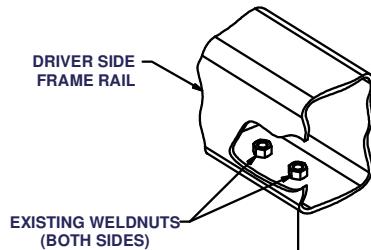
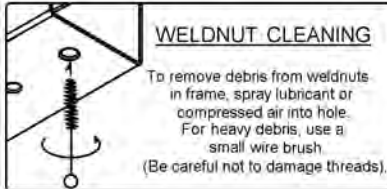
**\*\*\*DO NOT EXCEED VEHICLE MANUFACTURER'S RECOMMENDED TOWING CAPACITY.\*\*\***

WARNING: ALL NON-TRAILER LOADS APPLIED TO THIS PRODUCT MUST BE SUPPORTED BY 18050 STABILIZING STRAPS.

**\*\* FAILURE TO PROPERLY SUPPORT NON-TRAILER LOADS WILL VOID PRODUCT WARRANTY\*\***

HAVING INSTALLATION QUESTIONS? CALL TECHNICAL SUPPORT AT 1-800-798-0813

Parts List			
ITEM	QTY	PART NUMBER	DESCRIPTION
1	2	M12 - 1.25 x 40 HEX	HEX BOLT
2	6	7/16 WASHER	WASHER
3	2	1/2"	LOCK WASHER
4	2	7/16-14 x 1.63 x 2.50 C-C	SQ. U-BOLT
5	4	7/16 LOCK WASHER	HELICAL LOCK WASHER
6	4	7/16-14	HEX NUT



HITCH WEIGHT: 18 LBS.

INSTALL TIME

PROFESSIONAL: 45 MINUTES

NOVICE (DIY): 90 MINUTES

INSTALL NOTES:

- DRILLING REQUIRED
- REMOVE BOLTS

**INSTALLATION STEPS**

1. Locate the vehicle's frame rails under the rear of the vehicle. These are located above the muffler on the driver and passenger sides.
2. Remove the rear bolts in the bottom surface of the frame rails on each side. Return these parts to the vehicles owner for reinstallation should the hitch ever be removed. Access to remove the passenger side bolt may be easier if the exhaust hanger is temporarily removed.
3. Position the hitch on the vehicle, and mount to frame rail through existing weldnuts using fasteners as shown.
4. Using the hitch as a template, mark the bumper box beam for (4) holes. Remove the hitch from the vehicle and centerpunch and drill the holes for 1/2" diameter bolts through the bottom of the bumper box beam.
5. Install one rectangular U-bolt in each set of holes in the bottom of the box beam. Reposition the hitch on the vehicle being careful to not push the U-bolts out of the box beam. Fasten the hitch to the vehicle using fasteners as shown. NOTE: Do not use impact wrench on U-bolts.
6. Torque all 12mm fasteners to 86 lb-ft, and all 7/16" fasteners to 70 lb-ft.

**PERIODICALLY CHECK THIS RECEIVER HITCH TO ENSURE THAT ALL FASTENERS ARE TIGHT AND THAT ALL STRUCTURAL COMPONENTS ARE SOUND.**

Curt Manufacturing Inc., warrants this product to be free of defects in material and/or workmanship at the time of retail purchase by the original purchaser. If the product is found to be defective, Curt Manufacturing Inc., may repair or replace the product, at their option, when the product is returned, prepaid, with proof of purchase. Alteration to, misuse of, or improper installation of this product voids the warranty. Curt Manufacturing Inc.'s liability is limited to repair or replacement of products found to be defective, and specifically excludes liability for incidental or consequential loss or damage.