

11225

92-96 TOYOTA CAMRY & LEXUS ES 300

12/22/2010

GROSS LOAD CAPACITY WHEN USED AS A WEIGHT CARRYING HITCH: 2,500 LBS. TRAILER WEIGHT & 200 LBS. TONGUE WEIGHT.

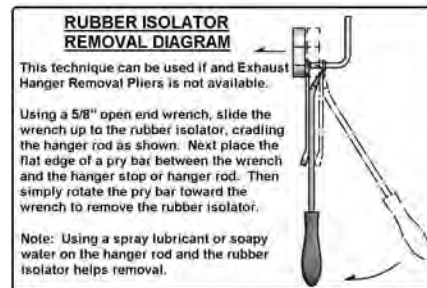
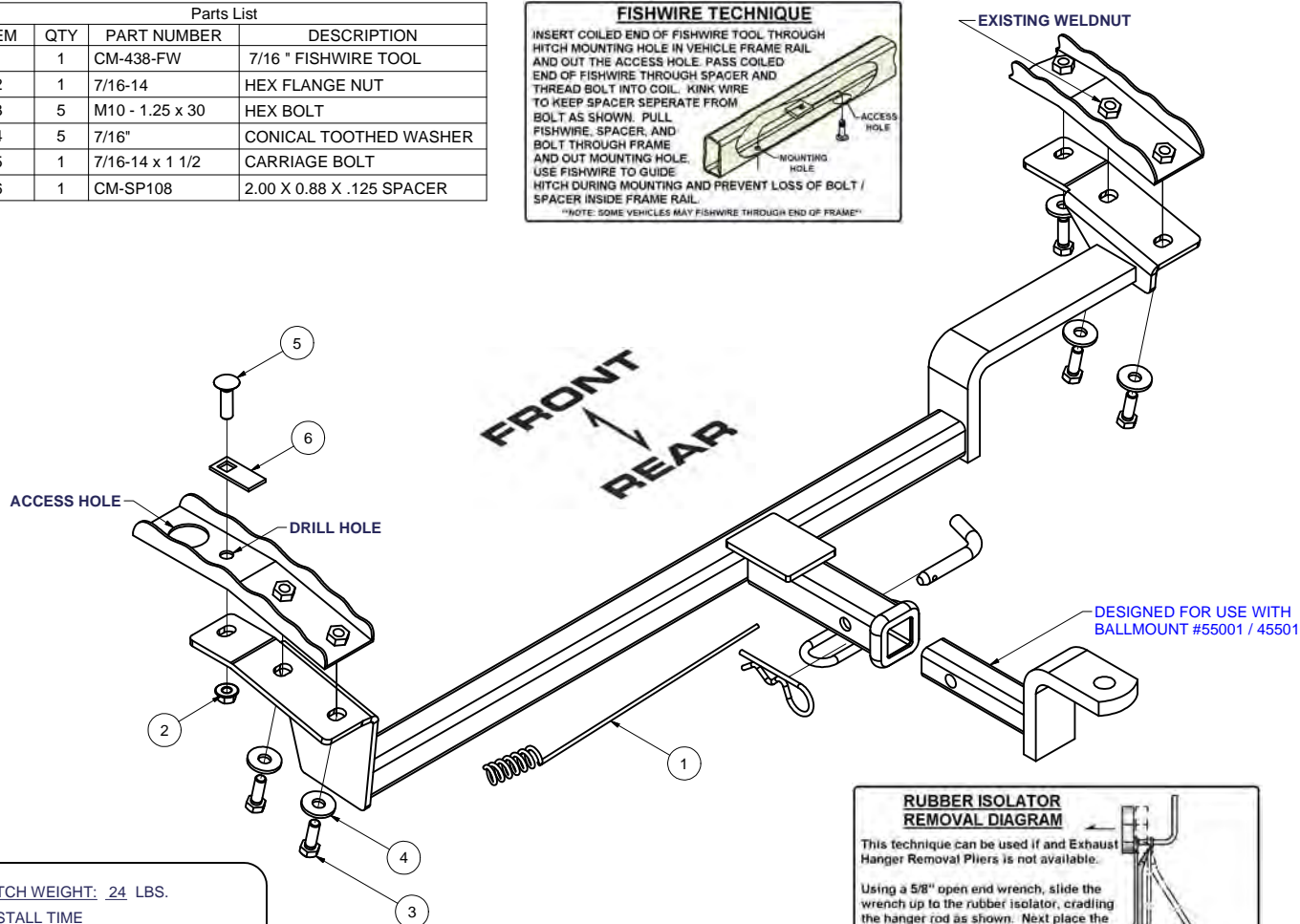
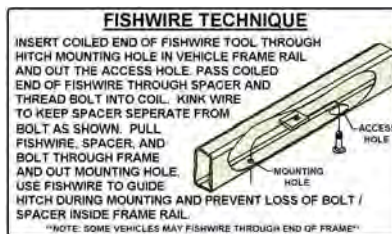
DO NOT EXCEED VEHICLE MANUFACTURER'S RECOMMENDED TOWING CAPACITY.

WARNING: ALL NON-TRAILER LOADS APPLIED TO THIS PRODUCT MUST BE SUPPORTED BY AUXILIARY STABILIZING STRAPS.

** FAILURE TO PROPERLY SUPPORT NON-TRAILER LOADS WILL VOID PRODUCT WARRANTY**

HAVING INSTALLATION QUESTIONS? CALL TECHNICAL SUPPORT AT 1-800-798-0813

Parts List			
ITEM	QTY	PART NUMBER	DESCRIPTION
1	1	CM-438-FW	7/16" FISHWIRE TOOL
2	1	7/16-14	HEX FLANGE NUT
3	5	M10 - 1.25 x 30	HEX BOLT
4	5	7/16"	CONICAL TOOTHED WASHER
5	1	7/16-14 x 1 1/2	CARRIAGE BOLT
6	1	CM-SP108	2.00 X 0.88 X .125 SPACER



HITCH WEIGHT: 24 LBS.

INSTALL TIME

PROFESSIONAL: 20 MINUTES

NOVICE (DIY): 40 MINUTES

INSTALL NOTES:

DRILLING REQUIRED

INSTALLATION STEPS

- 1) Remove tie down brackets at rear of car. Note: Some cars do not have tie down brackets.
- 2) Lift hitch into position on car, loosen exhaust hanger if necessary. Mount hitch temporarily installing fasteners where tie down brackets were removed.
- 3) On drivers side drill front most hole in hitch through frame rail. Lower hitch and place a 1" diameter access hole with hole saw as shown.
- 4) Use fishwire and install spacer and carriage bolt as shown through access hole. Reinstall hitch being careful not to push out carriage bolt.
- 5) Torque all 10mm hardware to 36 lb.-ft. and all 7/16" hardware to 50 lb.-ft.

PERIODICALLY CHECK THIS RECEIVER HITCH TO ENSURE THAT ALL FASTENERS ARE TIGHT AND THAT ALL STRUCTURAL COMPONENTS ARE SOUND.

Curt Manufacturing Inc., warrants this product to be free of defects in material and/or workmanship at the time of retail purchase by the original purchaser. If the product is found to be defective, Curt Manufacturing Inc., may repair or replace the product, at their option, when the product is returned, prepaid, with proof of purchase. Alteration to, misuse of, or improper installation of this product voids the warranty. Curt Manufacturing Inc.'s liability is limited to repair or replacement of products found to be defective, and specifically excludes liability for incidental or consequential loss or damage.