

11300

1999-2003 MAZDA PROTEGE

2/22/2013

GROSS LOAD CAPACITY WHEN USED AS A WEIGHT CARRYING HITCH: 2,000 LBS. TRAILER WEIGHT & 200 LBS. TONGUE WEIGHT.

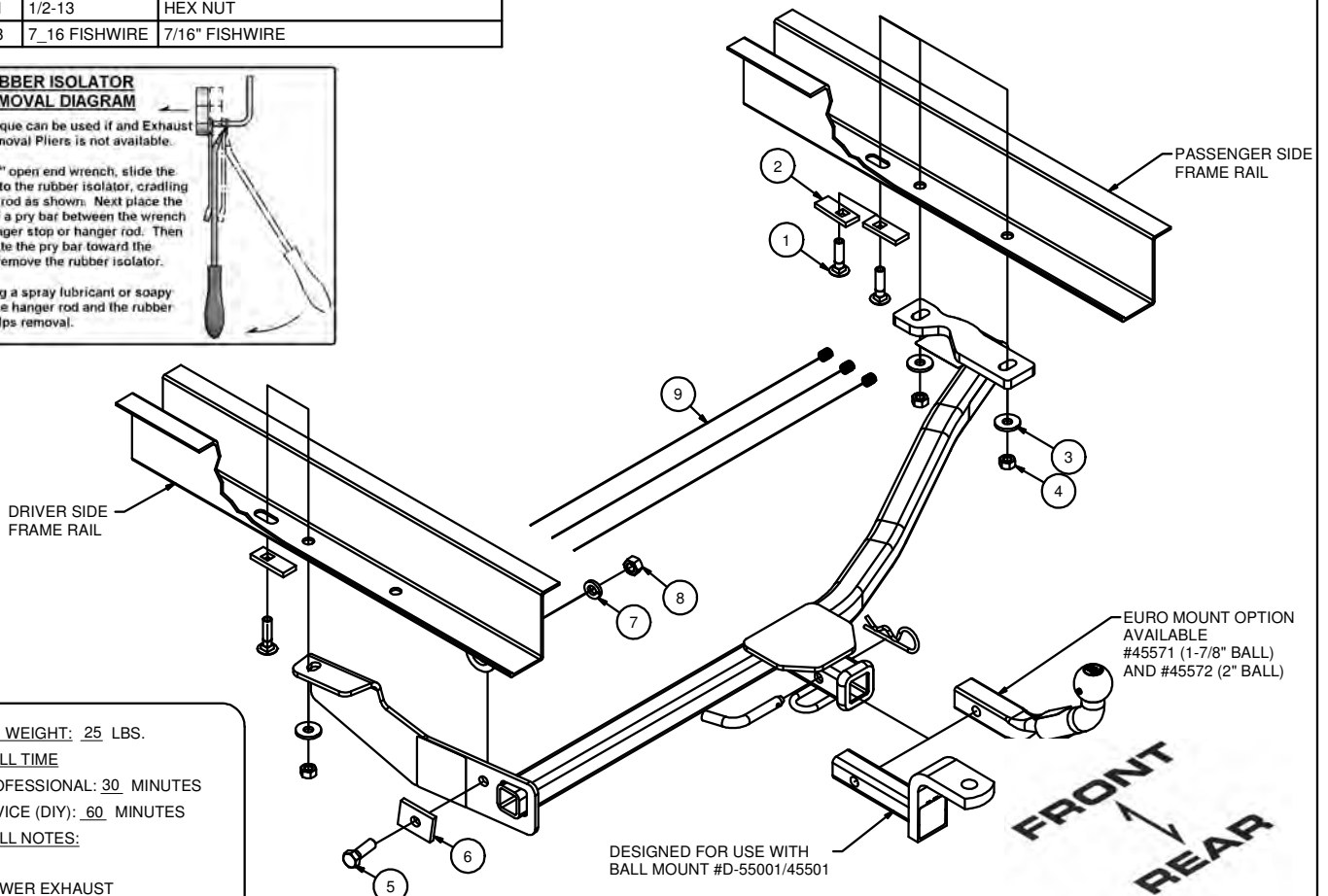
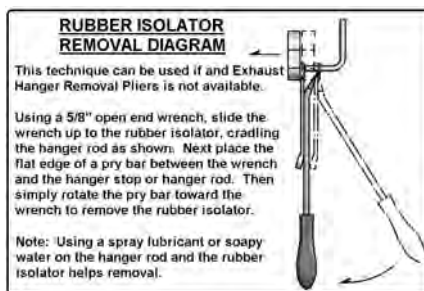
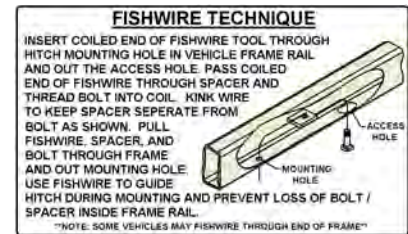
DO NOT EXCEED VEHICLE MANUFACTURER'S RECOMMENDED TOWING CAPACITY.

WARNING: ALL NON-TRAILER LOADS APPLIED TO THIS PRODUCT MUST BE SUPPORTED BY AUXILIARY STABILIZING STRAPS.

** FAILURE TO PROPERLY SUPPORT NON-TRAILER LOADS WILL VOID PRODUCT WARRANTY**

HAVING INSTALLATION QUESTIONS? CALL TECHNICAL SUPPORT AT 1-800-798-0813

Parts List				
ITEM	QTY	PART NUMBER	DESCRIPTION	
1	3	7/16 - 14 x 1 3/4	CARRIAGE BOLT	
2	3	CM-SP2	.250 x .88 x 2.25" SQUARE HOLE SPACER	
3	3	7/16"	CONICAL TOOTHED WASHER	
4	3	7/16-14	HEX NUT	
5	1	1/2 - 13 x 1 1/2	HEX BOLT	
6	1	CM-SP16	.250 x 1.50 x 2.00" ROUND HOLE SPACER	
7	1	1/2"	LOCK WASHER	
8	1	1/2-13	HEX NUT	
9	3	7_16 FISHWIRE	7/16" FISHWIRE	



HITCH WEIGHT: 25 LBS.

INSTALL TIME

PROFESSIONAL: 30 MINUTES

NOVICE (DIY): 60 MINUTES

INSTALL NOTES:

- LOWER EXHAUST

INSTALLATION STEPS

- 1) Lower exhaust by removing rear exhaust hanger.
- 2) Fishwire carriage bolts and small spacer through access slot (may have to enlarge) and out existing holes in frame rail.
- 3) Raise hitch into position and secure with flange nuts.
- 4) Place remaining 1/2" fastener through drives side plate and through tow loop.
- 5) Torque 1/2" fasteners to 110 lb-ft and 7/16" fasteners to 70 lb-ft.
- 6) Reinstall exhaust hanger removed in step 1

PERIODICALLY CHECK THIS RECEIVER HITCH TO ENSURE THAT ALL FASTENERS ARE TIGHT AND THAT ALL STRUCTURAL COMPONENTS ARE SOUND.

Curt Manufacturing Inc., warrants this product to be free of defects in material and/or workmanship at the time of retail purchase by the original purchaser. If the product is found to be defective, Curt Manufacturing Inc., may repair or replace the product, at their option, when the product is returned, prepaid, with proof of purchase. Alteration to, misuse of, or improper installation of this product voids the warranty. Curt Manufacturing Inc.'s liability is limited to repair or replacement of products found to be defective, and specifically excludes liability for incidental or consequential loss or damage.