

12224

**2000-2003 NISSAN MAXIMA,
2000-2001 INFINITI I30 & 2002-2004 I35**

3/16/2011

GROSS LOAD CAPACITY WHEN USED AS A WEIGHT CARRYING HITCH: 3,500 LBS. TRAILER WEIGHT & 350 LBS. TONGUE WEIGHT.

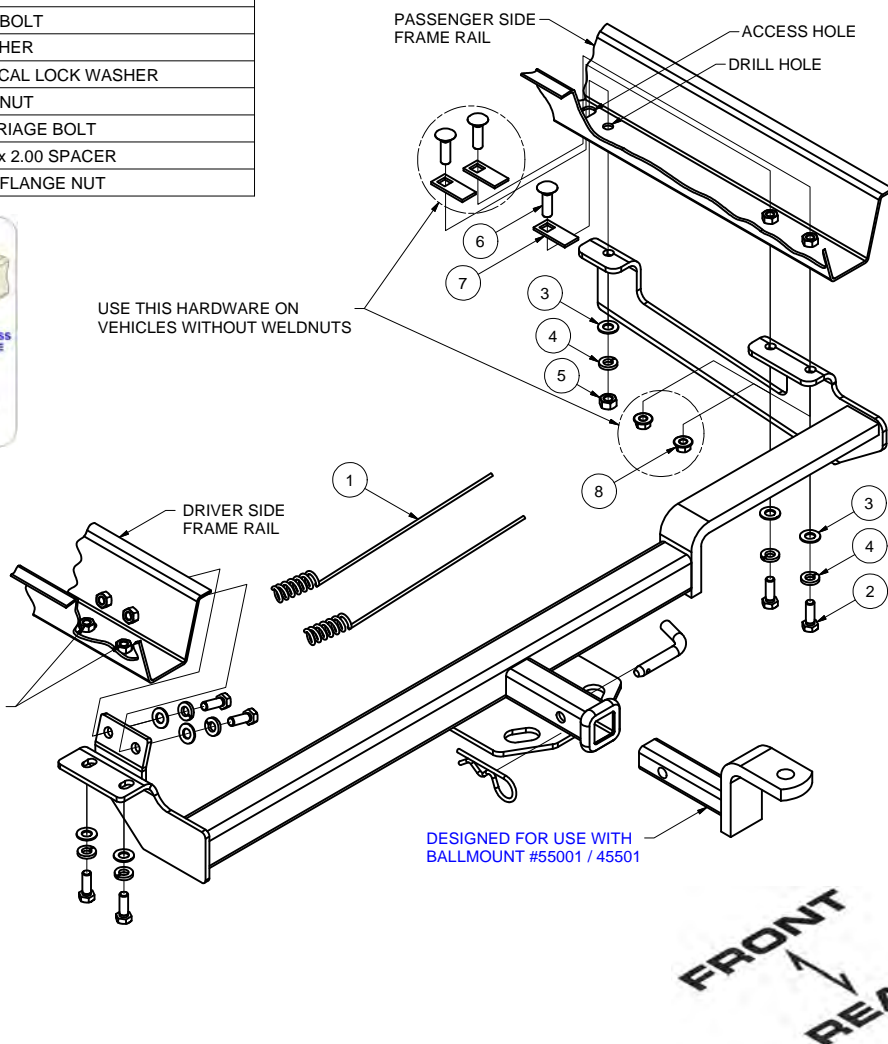
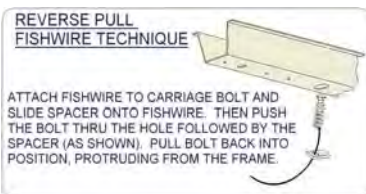
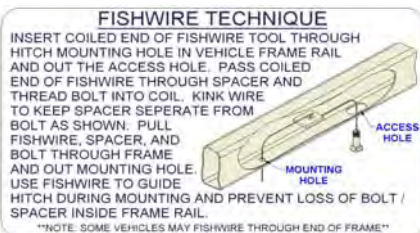
DO NOT EXCEED VEHICLE MANUFACTURER'S RECOMMENDED TOWING CAPACITY.

WARNING: ALL NON-TRAILER LOADS APPLIED TO THIS PRODUCT MUST BE SUPPORTED BY AUXILIARY STABILIZING STRAPS.

** FAILURE TO PROPERLY SUPPORT NON-TRAILER LOADS WILL VOID PRODUCT WARRANTY**

HAVING INSTALLATION QUESTIONS? CALL TECHNICAL SUPPORT AT 1-800-798-0813

Parts List			
ITEM	QTY	PART NUMBER	DESCRIPTION
1	2	CM-438-FW	7/16" FISHWIRE TOOL
2	6	M10 - 1.25 x 30	HEX BOLT
3	7	7/16	WASHER
4	7	7/16	HELICAL LOCK WASHER
5	1	7/16-14	HEX NUT
6	3	7/16-14 x 1 1/2	CARRIAGE BOLT
7	3	CM-SP108	.125 x 2.00 SPACER
8	2	7/16-14	HEX FLANGE NUT


HITCH WEIGHT: 33 LBS.

INSTALL TIME

PROFESSIONAL: 30 MINUTES

NOVICE (DIY): 60 MINUTES

INSTALL NOTES:

-DRILLING REQUIRED

INSTALLATION STEPS

- 1) This hitch mounts to existing weld nuts in both frame rails. Remove tie down brackets from the driver and passenger side frame rails and return them to the customer. One additional mounting hole will be drilled in the passenger side frame rail.
- 2) Position the hitch on the car with hitch main body strap passing over the exhaust tips and side plates fitting under the car's frame rails. Align six holes in the side plates with the frame weld nuts, and install fasteners using flat and lock washers as shown.
- 3) Using the hitch as a template, drill the passenger side frame rail for one 7/16" diameter bolt in forward end of the hitch bracket. Fishwire one carriage bolt with backing plate into this hole through existing access hole in frame.
- 4) Torque all 10mm fasteners to 35 lb-ft, and all 7/16" fasteners to 50 lb-ft.

PERIODICALLY CHECK THIS RECEIVER HITCH TO ENSURE THAT ALL FASTENERS ARE TIGHT AND THAT ALL STRUCTURAL COMPONENTS ARE SOUND.

Curt Manufacturing Inc., warrants this product to be free of defects in material and/or workmanship at the time of retail purchase by the original purchaser. If the product is found to be defective, Curt Manufacturing Inc., may repair or replace the product, at their option, when the product is returned, prepaid, with proof of purchase. Alteration to, misuse of, or improper installation of this product voids the warranty. Curt Manufacturing Inc.'s liability is limited to repair or replacement of products found to be defective, and specifically excludes liability for incidental or consequential loss or damage.