

12341

## TOYOTA VENZA

4/21/2011

GROSS LOAD CAPACITY WHEN USED AS A WEIGHT CARRYING HITCH: 3,500 LBS. TRAILER WEIGHT &amp; 350 LBS. TONGUE WEIGHT.

\*\*\*DO NOT EXCEED VEHICLE MANUFACTURER'S RECOMMENDED TOWING CAPACITY.\*\*\*

**WARNING: ALL NON-TRAILER LOADS APPLIED TO THIS PRODUCT MUST BE SUPPORTED BY AUXILIARY STABILIZING STRAPS.**

\*\* FAILURE TO PROPERLY SUPPORT NON-TRAILER LOADS WILL VOID PRODUCT WARRANTY\*\*

Parts List			
ITEM	QTY	PART NUMBER	DESCRIPTION
1	6	M10-1.25 x 35	HEX BOLT
2	6	3/8"	CONICAL TOOTHED WASHER
3	2	CM-SP50	.250 x 1.00 x 1.50" ROUND HOLE SPACER

## TOOLS REQUIRED

12, 14 AND 17 mm SOCKETS

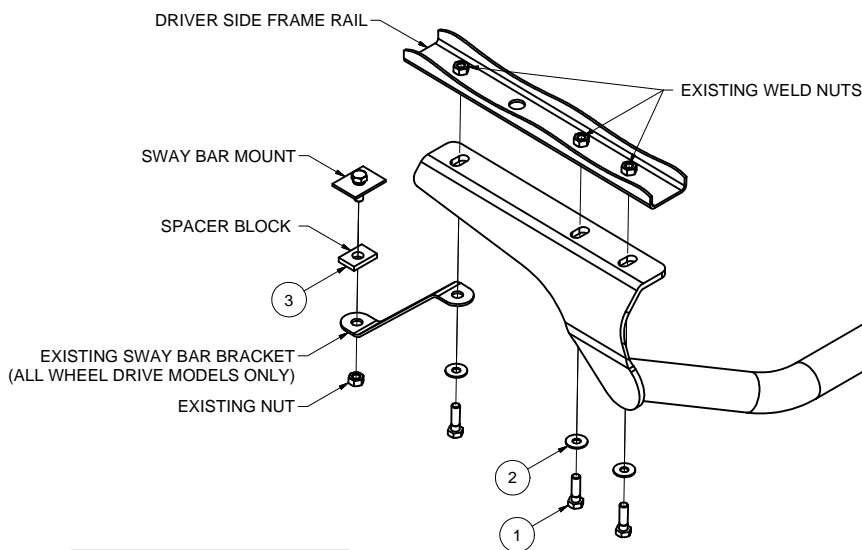
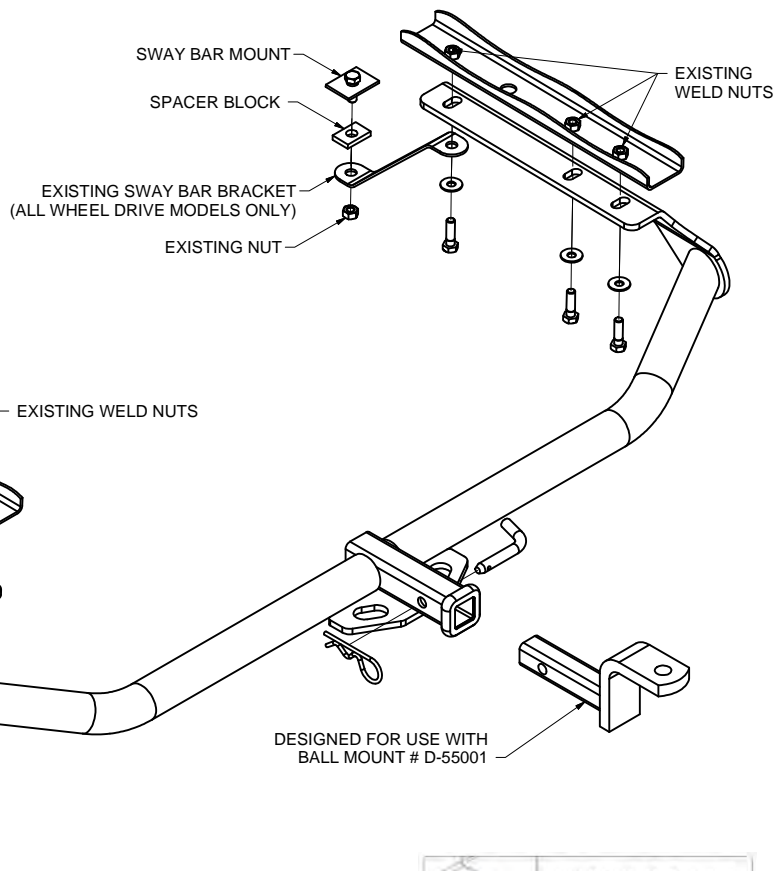
14mm DEEP SOCKET

SWIVEL EXTENSION

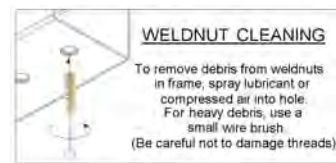
12" EXTENSION

RATCHET

TORQUE WRENCH



HITCH WEIGHT: 30 LBS.  
 INSTALL TIME: 30 MINUTES  
 INSTALL NOTES:  
 - NO DRILLING REQUIRED  
 - LOWER EXHAUST

**INSTALLATION STEPS**

1. If the vehicle is all wheel drive, remove the (2) sway bar brackets. Save the existing nuts for use in Step 4.
2. Remove the stickers covering the (4) weld nuts in the frame rail.
3. Lower the exhaust by removing the (4) hex flange bolts securing the isolator hanger brackets to the frame. Save the bolts for use in Step 6.
4. Raise the hitch into position and install (3) 10mm bolts and conical toothed washers per side into the existing weldnuts in the vehicle frame as shown. If the vehicle is all wheel drive then reinstall the sway bar brackets using CM-SP50 spacer blocks and the existing nuts on the lower mounts as shown.
5. Torque all M10 hardware to 37 ft-lbs.
6. Raise exhaust into position and secure isolator mounts using the bolts removed in Step 3.

PERIODICALLY CHECK THIS RECEIVER HITCH TO ENSURE THAT ALL FASTENERS ARE TIGHT AND THAT ALL STRUCTURAL COMPONENTS ARE SOUND.

Curt Manufacturing Inc., warrants this product to be free of defects in material and/or workmanship at the time of retail purchase by the original purchaser. If the product is found to be defective, Curt Manufacturing Inc., may repair or replace the product, at their option, when the product is returned, prepaid, with proof of purchase. Alteration to, misuse of, or improper installation of this product voids the warranty. Curt Manufacturing Inc.'s liability is limited to repair or replacement of products found to be defective, and specifically excludes liability for incidental or consequential loss or damage.