



## Enclosed Cargo Carrier

This Enclosed Cargo Carrier is very versatile for work, home, camping, and farm. The fold down feature makes it easy to store when not in use.

The weight limit is 500lbs (evenly distributed) with maximum SIDE WALL pressure of 150 Lbs, with a cargo capacity of 12.5 Cubic Feet. The enclosed cargo carrier works with 2 Inch Class A receivers.



### Parts List:

Part #1- Hitch Tube, 1 required.

Part#2- Corner Pins,4 required.

Part#3- Center Strap support. 1 Required.

Part#4- 10mm Flat Washers,8 Required.

Part#5 –Pin Clip's, 4 required.

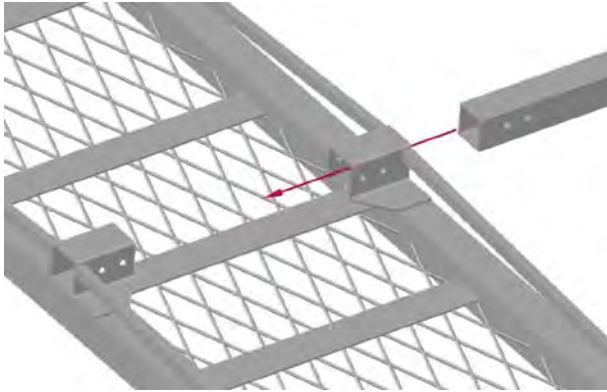
Part#6 -10mm Bottom mount Pins, 4 Required.

Part#7 Main Carrier Body with side panels, 1 Required.

If you have any issues with your purchase, DO NOT return it to the point of purchase. Please contact Dee Zee Customer Service at: **1-800-779-2102**.

### Assembly Instructions


**Step 1:** Assemble the hitch tube to carrier. Slide the hitch tube into rear carrier as shown in **Fig 1**.



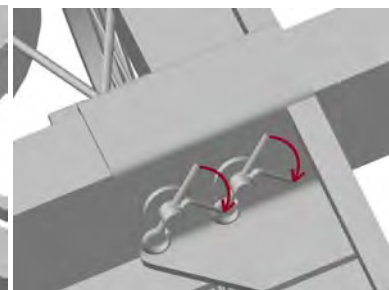
**Fig 1**

**Step 2:** Using the pin Kit supplied, align holes and insert pins through the holes. Assemble washer and secure with cotter pin, bend cotter pin to lock into position all 4 locations. **Fig 2, Fig 2b and Fig 2c**


**Fig 2**



**Fig 2b**



**Fig2c**




**Fig3**

Remove all package retainers from the rear carrier. Starting from one side, lift up one panel to a standup position, as shown in **Fig 3**

**Fig4**

**Step 4:**

Stand up next panel as  
shown in **Fig4**



**Step 5:**

**Fig 5**




Align the pin holes on side panels and  
insert pin (Item #2 on parts list) as  
shown in **Fig5**.

**Repeat Step 3 to 5** on all panels until  
all side panels have been made up  
right and pins securely installed. See  
**Fig 7** (next page) for completed side  
panel assembly.



**Fig 6** Shown with 3<sup>rd</sup> Panels in place



**Fig 7** Shown assembled with all panels and corner pins.

### Step 6:

Using the strap supplied in parts package #3, wrap the strap around the top of center panels as shown in **Fig 8a and Fig 8b**, tighten until snug.



**Fig 8a**



**Fig 8b**

**Important Warning:** If Exhaust heat blows directly onto cargo, position load away from cargo. Be aware of the possible risk of fire and damage to property resulting from vehicle exhaust pipe pointing at the cargo. Flammable cargo can ignite from exposure to heat. Always be aware of this potential danger, and never use any carrier if this risk exists. A change to your exhaust or reposition of hitch may be required.

### Warning:

- Make sure all hardware connections are secure before each use.
- Do not allow exhaust fumes to blow on loaded cargo; this is a fire hazard.
- Do not use any box that restricts your vision or safe driving.
- Do not transport flammable items such as gas, propane, etc.
- ALWAYS OBEY ALL LOCAL, STATE AND FEDERAL TRAFFIC LAWS.
- UNDER NO CIRCUMSTANCES SHOULD THIS PRODUCT BE USED TO TRANSPORT PEOPLE OR LIVING ANIMALS. SERIOUS INJURY OR DEATH MAY RESULT
- USER IS RESPONSIBLE FOR THE SAFE LOADING AND UNLOADING OF THIS PRODUCT. BE SURE TO USE CAUTION WHEN STRAPING DOWN LOADS OR LOOSE ARTICALES. FOR ADDED SAFETY, ADDITIONAL LIGHTING IS AVAILABLE AT MOST AUOTMOTIVE AND /OR RETAIL STORES.

**Congratulations on the purchase of this fine Dee Zee Product! Please visit [www.deezee.com](http://www.deezee.com) for a full line of our high quality products offered at your local Dee Zee retailer.**

## **DEE ZEE, INC WARRANTY AGREEMENT**

Dee Zee, Inc guarantees the original purchaser a limited lifetime warranty against manufacturer defects in materials, workmanship and design under normal use excluding damage resulting from road hazards such as gravel or other debris, product misuse, improper installation, impairments from accidents, product modifications, spills, vandalism, or product neglect. Wear items such as shocks, latches, keys, hinges, step pads, seals, etc have a one-year warranty. This warranty applies only to new products and is limited to the repair or replacement of genuine Dee Zee products. Warranty does not include electrical components, light bulb replacement, and cost of removal, installation, labor, transportation costs, and loss of use, inconvenience or consequential damages. Modifications of any kind to a Dee Zee product void all warranties. The original purchaser may be required (at Dee Zee's sole discretion) to return the defective merchandise, provide a photograph, or provide the original purchase receipt to the original place of purchase or Dee Zee, Inc.

### **WARRANTY TERMS**

#### **LIMITED-LIFETIME WARRANTY ON THE FOLLOWING PRODUCTS, INCLUDING:**

- **STAINLESS STEEL: SIDE STEPS, GRILLE GUARDS, BULL BARS, BED CAPS, STORAGE BOXES, AND SIDE MOLDINGS.**
- **ALUMINUM: SIDE STEPS, STORAGE BOXES, RUNNING BOARDS, TRANSFER TANKS, BED PROTECTION, AND CAB RACKS.**
- **PLASTIC: STORAGE BOXES, BED CAPS, AND RUNNING BOARDS.**
- **OTHER PRODUCTS: BED MATS, AND RUBBER MUD FLAPS.**

#### **THREE-YEAR WARRANTY ON OTHER PRODUCTS, INCLUDING:**

- **POWDER-COATED / E-COATED STEEL: SIDE STEPS, STORAGE BOXES, JOB SITE BOXES, AND TRANSFER TANKS.**
- **OTHER PRODUCTS INCLUDING: EZ DOWNS, FLOOR MATS, BULBS, RUNNING BOARDS, AND PRODUCTS NOT OTHERWISE LISTED SEPARATELY.**

### **TRANSFER TANK PUMPS & ACCESSORIES**

ALL GPI PRODUCTS INCLUDING TRANSFER TANK PUMPS AND RELATED ITEMS ARE COVERED BY THE GPI WARRANTY. TO SUBMIT A WARRANTY CLAIM, PLEASE CONTACT GPI AT 800-835-0113. DEE ZEE, INC WARRANTY TERMS DO NOT APPLY TO GPI PRODUCTS. YOU MAY ALSO VISIT: [WWW.GPI.NET](http://WWW.GPI.NET).

### **FINISH PROTECTION**

Dee Zee products have a high quality finish that must be cared for like any other exposed finish on the vehicle. Protect the finish with a non-abrasive automotive wax, (e.g. Pure Carnauba) on a regular basis. The use of any soap, polish or wax that contains an abrasive is detrimental, as the compounds scratch the finish and open it to corrosion. The finish of all Dee Zee products is covered for 1 year from the date of purchase. Claims submitted after one year from the date of purchase are subject to review, and are covered at the sole discretion of Dee Zee, Inc.

## **DISCLAIMER**

Buyer assumes all risk and liability for the installation and use of Dee Zee products. Dee Zee products are sold as appearance accessories and should not be relied upon as protection for the vehicle or its occupants in the event of a collision or roll over. Vehicles equipped with a supplemental restraints system (air bags) deployed by impact should not be modified in any way. Always consult the vehicle manufacturer if you have any questions regarding supplemental restraint systems. Dee Zee, Inc assumes no liability for injury, loss, incidental or consequential damages in the event of an accident.

## **WARRANTY SUBMISSION PROCEDURE**

*In order to ensure a prompt and efficient review of your claims, please review the following procedure before submitting your claim:*

- 1) You must register your product at [www.deezee.com/warranty](http://www.deezee.com/warranty)
- 2) Please read the above terms and conditions to ensure that your product is eligible for warranty coverage.
- 3) Contact us at 1-800-779-2102 (You may be directed back to the original place of purchase).
- 4) Be sure to have your original receipt, and be prepared to describe the issue. Photographs may be required.