

If you have any comments or concerns,
please feel free to contact our
customer service department at:
Toll-free: 1-800-835-0438
OR
Email: info@gofia.com

SEAT COVERS
BY

FEATURING

SUPER-GRIP®

THE SLIP RESISTANT FASTENING SYSTEM

INSTALLATION INSTRUCTIONS
FOR
TR42-94

Thank you for purchasing one of our fine quality products. Your seat cover is engineered from high quality materials and designed with precision to give you a long-lasting, well-adjusted fit.

NOTE: FOR EASE OF INSTALLATION REMOVE JACK FROM BASE AND REPLACE AFTER COMPLETING INSTALLATION

INSTRUCTIONS:

A) BACKREST COVER – 60 PORTION:

- | | |
|---|---|
| 1) Remove head rest (see note) | 6) With cushion up, locate straps and secure to buckles on seat cover |
| 2) Slip cover over backrest. Ensure cover is installed under seat belt Holding cushion up in ¾ position allows for better access | 7) Locate bottom right flap through crevice and hold at back of seat. With other hand bring the side flap around and attach (see note) |
| 3) Pass straps behind the seat straight down | 8) Repeat on left side |
| 4) Smooth cover tightly from top to bottom | 9) Adjust all straps, buckles and velcro |
| 5) Hold cushion up in ¾ position, tuck bottom of cover through crevice under backrest | |

B) BACKREST COVER – 40 PORTION:

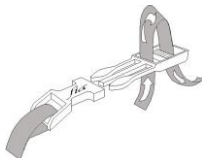
- 1) Repeat steps 1-9 from A) above

C) CUSHION COVER – 60 PORTION AND 40 PORTION:

- | | |
|--|--|
| 1) Center cover on the seat | 4) Pass side straps and buckle |
| 2) Tuck back flap through crevice | 5) Apply velcro to underside of cushion |
| 3) Lift seat and pass straps under seat and buckle | 6) Adjust straps and buckles to equalize tension |

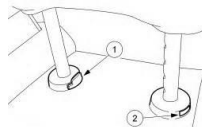
NOTES:

1) SELF-LOCKING SUPER-GRIP® BUCKLE:



2) HEAD REST REMOVAL:

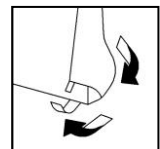
- Push in side release buttons
- Lift off
(If unable to remove consult dealership)



3) RE-INSTALLATION OF HEADRESTS

- A) Ensure pre-cut holes in seat cover align with holes in headrest base.
B) Replace headrests

**4) BACKREST COVER BOTTOM FLAP
INSTALLATION**



WARNING: SEATS WITH INTEGRATED SEAT AIRBAGS MUST BE COVERED ONLY WITH SEATCOVERS DESIGNED WITH OPENINGS THAT WILL NOT INTERFERE WITH THE DEPLOYMENT OF THE AIRBAG.. NEVER INSTALL SEAT COVERS WITHOUT THESE OPENINGS AS THIS MAY INTERFERE WITH THE PROPER DEPLOYMENT OF THE AIR BAGS AND COULD RESULT IN SERIOUS INJURY.

Fia Inc. Winnipeg, Canada R3L 0N3 Telephone (204) 475-0515 Toll-Free: 1-800-835-0438
Fax: (204) 284-8246 E-Mail: info@gofia.com Website: www.gofia.com

10-02-13