
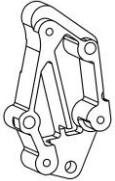






# Installation Kit for LS Accessory Drive Bracket Kits Part Number 21-2

Required for applications with **middle belt alignment\***

## Parts list

PICTURE	QTY	DESCRIPTION	APPLICATION
	1	Driver's Side Bracket Spacer	Between Bracket & Head
	1	Passenger's Side Bracket Spacer	Between Bracket & Head
	1	Tensioner Spacer	Between tensioner & water pump
	1	Flange Head Bolt, M10 x 1.5 x 60	Tensioner to Water Pump
	1	Flange Head Bolt, M10 x 1.5 x 65	Passenger's Side Bracket to Head
	1	Flange Head Bolt, M10 x 1.5 x 85	Driver's Side Bracket to Head
	3	Flange Head Bolt, M10 x 1.5 x 95	Driver's Side Bracket to Head
	1	Flange Head Bolt, M10 x 1.5 x 95	Passenger's Side Bracket to Head (Use with Sanden A/C compressor bracket only)
	1	Flange Head Bolt, M10 x 1.5 x 110	Passenger's Side Bracket to Head (Use with R4 A/C compressor bracket only)

\*Some bolts and spacers may not be used for your application.

**199R10609**

**Revision Date: 7-6-12**