

# **HUSKY** **WeatherBEATER™** **Custom Vehicle Floor Protection**


## CARE AND USE INSTRUCTIONS

---

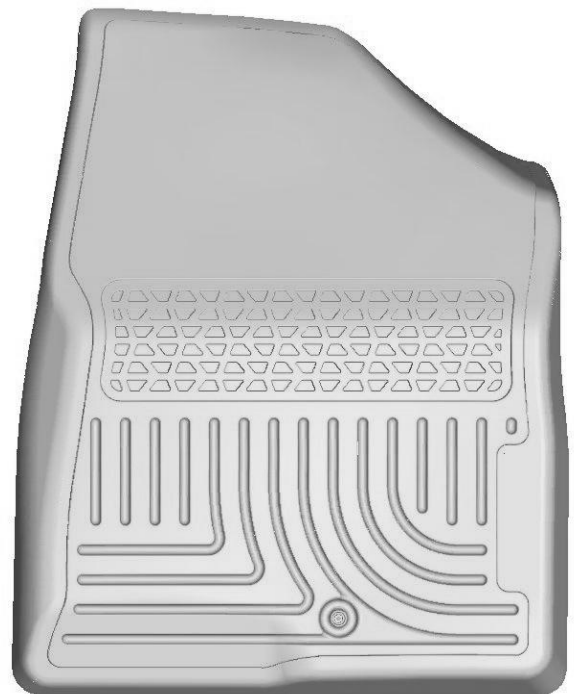
Thank you for selecting a WeatherBeater® Floor Liner from Winfield Consumer Products. Your new front floor liners are custom molded to fit your Hyundai Santa Fe Sport. The liners are made to take the place of your factory floor mats. **For correct fit, it is necessary to remove the factory floor mats before installing your new floor liners.** However, do not remove the factory-installed carpeting.

Your liners are made from an engineering resin that is lightweight and extremely tough and durable. The easiest way to clean your liners is with a damp cloth or sponge. If using a cleaner, 409® or Glass Plus® work well. Use of Armor All®, Son-of-a-Gun® or similar items is discouraged as these products make the liners slick.

## INSTALLATION INSTRUCTIONS FOR YOUR HYUNDAI SANTA FE SPORT FRONT FLOOR LINERS



LEFT OR DRIVER'S SIDE



RIGHT OR PASSENGER'S SIDE

TO EASE INSTALLATION OF YOUR NEW SANTA FE FRONT FLOOR LINERS, FIRST SLIDE BOTH FRONT ROW SEATS ALL THE WAY BACK SO AS TO EXPOSE THE MAXIMUM AMOUNT OF THE FLOOR PAN. AS YOU INSTALL THE LINERS, NOTE THAT BOTH LINERS ARE DESIGNED TO ATTACH TO THE FACTORY MAT RETAINING HOOKS. BEFORE OPERATING YOUR VEHICLE, MAKE SURE THE LINER IS SECURELY POSITIONED ON THE FACTORY MAT HOOKS. ONCE LINERS ARE SECURELY IN PLACE, REPOSITION THE FRONT SEATS AS DESIRED

# **HUSKY** **WeatherBEATER™** **Custom Vehicle Floor Protection**

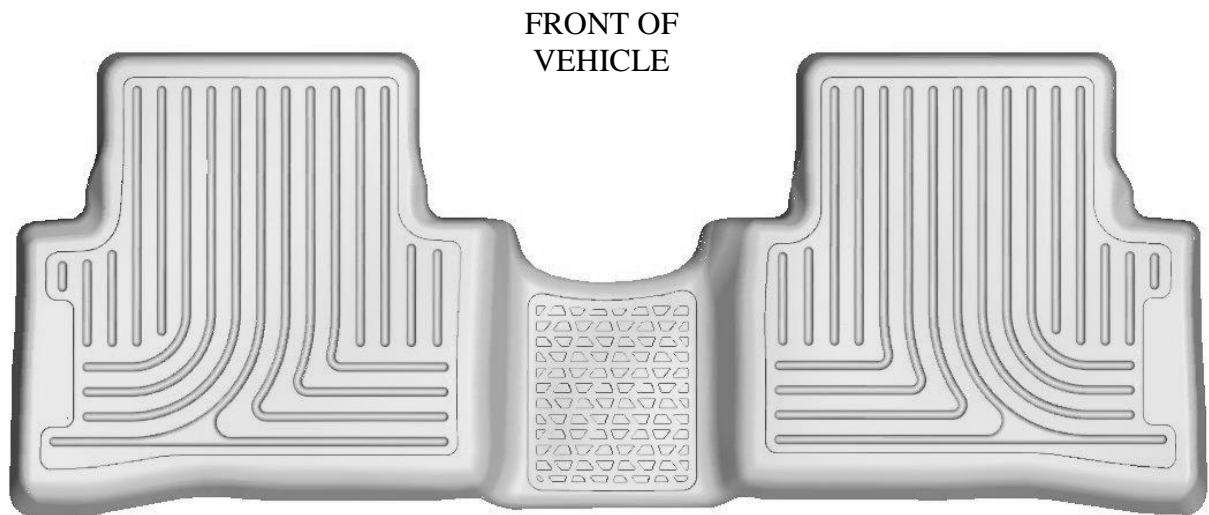
## CARE AND USE INSTRUCTIONS

---

Thank you for selecting a WeatherBeater® Floor Liner from Winfield Consumer Products. Your new rear floor liners are custom molded to fit your Hyundai Santa Fe Sport. The liners are made to take the place of your factory floor mats. **For correct fit, it is necessary to remove the factory floor mat before installing your new floor liners.** However, do not remove the factory-installed carpeting.

Your liners are made from an engineering resin that is lightweight and extremely tough and durable. The easiest way to clean your liners is with a damp cloth or sponge. If using a cleaner, 409® or Glass Plus® work well. Use of Armor All®, Son-of-a-Gun® or similar items is discouraged as these products make the liners slick.

## INSTALLATION INSTRUCTIONS FOR YOUR HYUNDAI SANTA FE SPORT REAR SEAT FLOOR LINER



TO EASE INSTALLATION OF YOUR 2<sup>nd</sup> SEAT SANTA FE SPORT FLOOR LINER, FIRST MOVE THE FRONT SEATS TO THEIR MOST FORWARD POSITIONS. WITH THIS DONE, INSERT LINER IN VEHICLE THEN REPOSITION THE FRONT SEATS AS DESIRED.