



INSTALLATION INSTRUCTIONS

K&N STUBSTACK™

Part Number: 85-0210

Congratulations, you have just purchased the Dyno-tested K&N Stubstack™. The Stubstack™ was designed to increase the airflow of Holley carburetors, by decreasing the restriction around the choke horn. The Stubstack™ fits inside the aircleaner housing and slides snugly down over the choke horn. Do not strike the Stubstack™ with a hammer or over-torque on the center bridge. Due to varying heights of Holley choke horns, there may be a slight gap at the base, (which will not effect the performance of the Stubstack™ and needs no further attention) or under the center bridge (use the supplied washer to take up the gap). This Stubstack™ is a second generation casting and has provisions for fitment to carburetors utilizing cast-in float bowl vent tubes. (see fig. 1) The Stubstack™ can also be fitted to carburetors with pressed-in float bowl tubes. The Stubstack™ comes with two inserts that fit into the spaces on the choke side of the Stubstack™. Use the 2 self-tapping screws, with thread locking compound to hold the inserts in place, being careful that the inserts remain seated against the Stubstack™ as the screws are gently tightened. (see fig. 2)

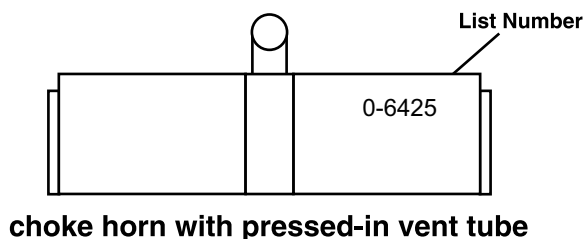
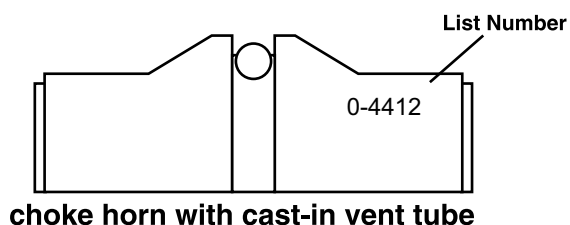


FIG. 1

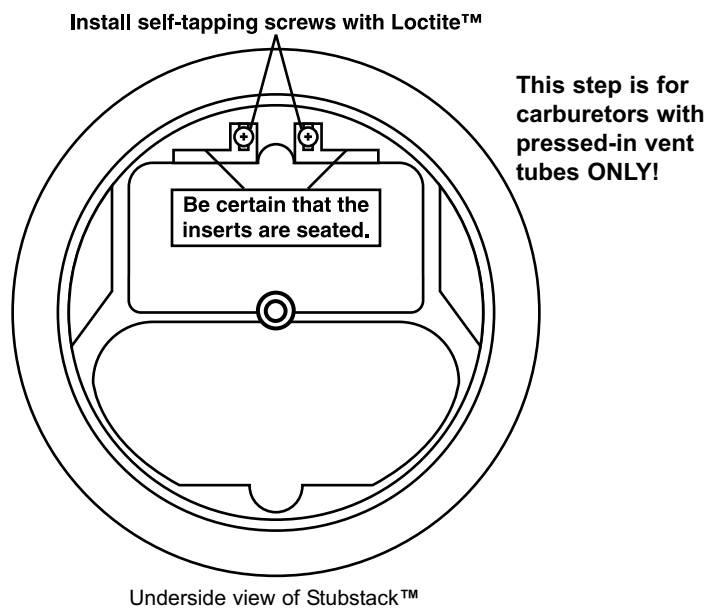


FIG. 2

NOTE: Although this is a four barrel stubstack design, extensive testing has shown that this stubstack will still allow your carburetor to deliver the maximum possible performance.

Holley carburetor list numbers for the 85-0210 Stubstack™

0-4412 0-6425 0-7448