



E-SPARK™ IGNITION MODULE PN 6100M

INSTALLATION AND ELECTRICAL WIRING PROCEDURE

Apply a thin coat of silicone grease to the bottom of the module before mounting the module to its plate in the distributor.

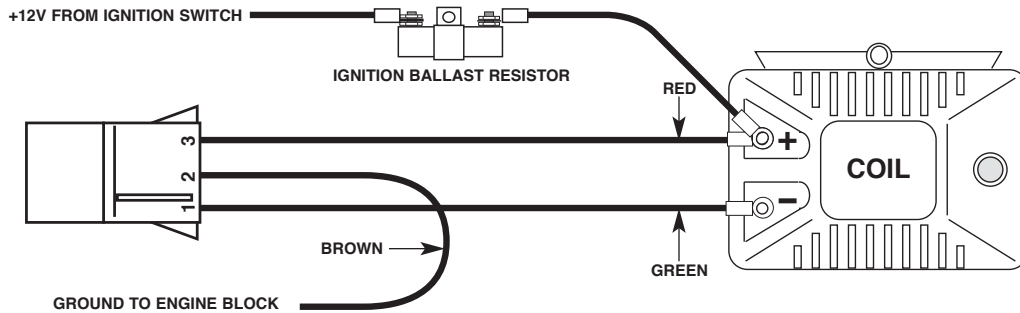
Slide the three wires from the MODULE, through the grommet, to outside the distributor housing. Put the three wires from the MODULE in the TERMINAL PIN HOUSING: GREEN WIRE in hole #1, BROWN WIRE in hole #2, RED WIRE in hole #3. Plug the three wire harness (PN 29349, not supplied with this kit) into the TERMINAL PIN HOUSING.

CAUTION: Make sure that the vehicle is originally equipped from the factory with an ignition ballast resistor or loom resistance wire from the ignition switch to the coil (+) terminal. If the vehicle is not

originally equipped from the factory with an ignition ballast resistor or loom resistance wire, a Mallory ballast resistor, PN 700, must be installed in series on the wire from the ignition switch to the coil (+) terminal. See a service manual for the vehicle for further information. For example, vehicles equipped with Ford TFI, or Delco HEI ignition require the installation of a Mallory ballast resistor, PN 700. Failure to use a resistor will result in the eventual destruction of the module.

For optimum performance in systems without a HyFire or similar ignition control, use one of Mallory's 3 specially matched coils eliminates the need for a ballast resistor or a resistance wire. These coils are: 29219- Chrome Canister Coil, 30450 PROMASTER e Coil and 29450 PROMASTER Classic Coil.

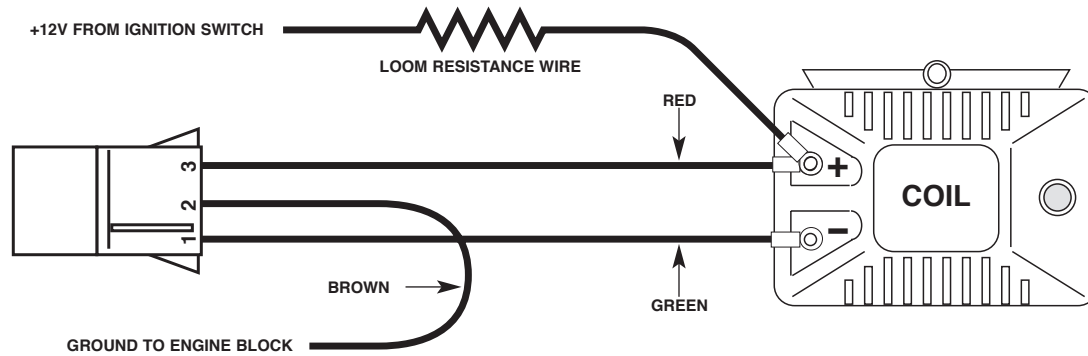
WITH BALLAST RESISTOR



NOTE—

If your vehicle is difficult to start, remove the red wire from the plus (+) side of the ignition coil and connect it to the ignition switch side of the ballast resistor.

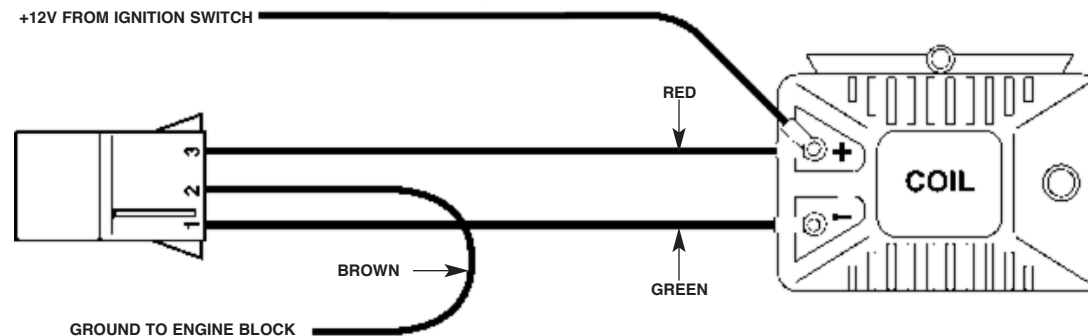
WITH RESISTANCE WIRE



NOTE—

When using a HYFIRE® or other aftermarket ignition control, connect the MODULE according to the instructions supplied with the HYFIRE® or aftermarket ignition control.

WITH MALLORY 29219, 30450 or 29450



MALLORY IS A DIVISION OF THE MR. GASKET PERFORMANCE GROUP
10601 MEMPHIS AVE. #12, CLEVELAND, OH 44144
216.688.8300 FAX 216.688.8306
www.mrgasket.com