



**70-2002  
INSTALLATION  
INSTRUCTIONS**

Saturn 2000-05  
(All Models)  
Wiring Harness

1-800-221-0932      [www.metraonline.com](http://www.metraonline.com)  
© COPYRIGHT 2009 METRA ELECTRONICS CORPORATION



**70-2002  
INSTALLATION  
INSTRUCTIONS**

Saturn 2000-05  
(All Models)  
Wiring Harness

1-800-221-0932      [www.metraonline.com](http://www.metraonline.com)  
© COPYRIGHT 2009 METRA ELECTRONICS CORPORATION



**70-2002  
INSTALLATION  
INSTRUCTIONS**

Saturn 2000-05  
(All Models)  
Wiring Harness

1-800-221-0932      [www.metraonline.com](http://www.metraonline.com)  
© COPYRIGHT 2009 METRA ELECTRONICS CORPORATION



**70-2002  
INSTALLATION  
INSTRUCTIONS**

Saturn 2000-05  
(All Models)  
Wiring Harness

1-800-221-0932      [www.metraonline.com](http://www.metraonline.com)  
© COPYRIGHT 2009 METRA ELECTRONICS CORPORATION



REV. 03-30-09

FOR SATURN L-SERIES:

Power lead is located in pin position **B2**

FOR SATURN S-SERIES

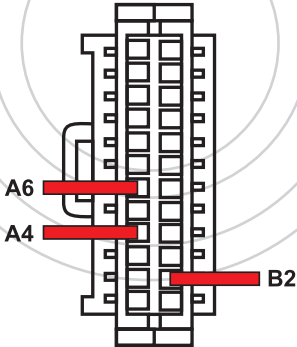
(COUPE/SEDAN/VUE):

Power lead is located in pin position **A6**

FOR SATURN S-SERIES

(WAGON/ION):

Power lead is located in pin position **A4**



REV. 03-30-09

FOR SATURN L-SERIES:

Power lead is located in pin position **B2**

FOR SATURN S-SERIES

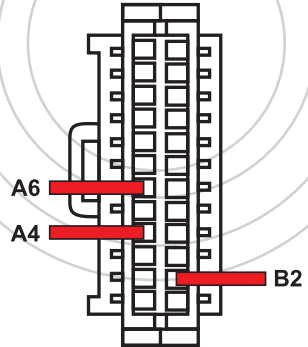
(COUPE/SEDAN/VUE):

Power lead is located in pin position **A6**

FOR SATURN S-SERIES

(WAGON/ION):

Power lead is located in pin position **A4**



REV. 03-30-09

FOR SATURN L-SERIES:

Power lead is located in pin position **B2**

FOR SATURN S-SERIES

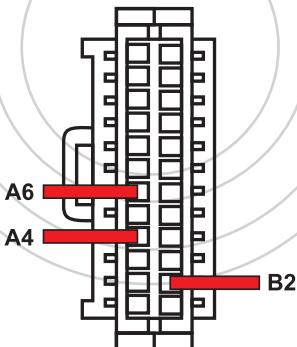
(COUPE/SEDAN/VUE):

Power lead is located in pin position **A6**

FOR SATURN S-SERIES

(WAGON/ION):

Power lead is located in pin position **A4**



REV. 03-30-09

FOR SATURN L-SERIES:

Power lead is located in pin position **B2**

FOR SATURN S-SERIES

(COUPE/SEDAN/VUE):

Power lead is located in pin position **A6**

FOR SATURN S-SERIES

(WAGON/ION):

Power lead is located in pin position **A4**

