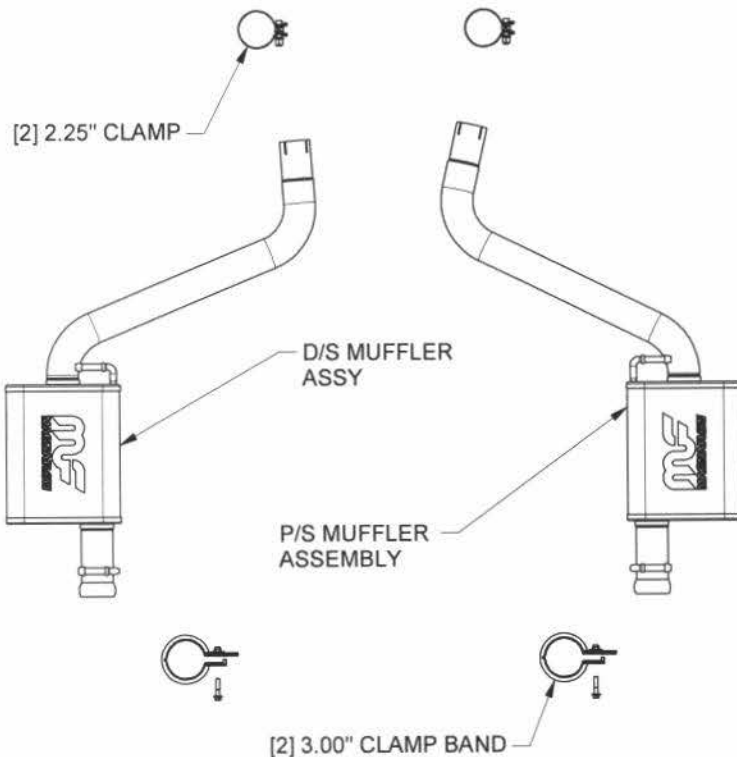


2008 Dodge Challenger R/T - 5.7L



Warning: When working on, under, or around any vehicle exercise caution. Please allow the vehicle's exhaust system to cool before removal, as exhaust system temperatures may cause severe burns. If working without a lift, always consult vehicle manual for correct lifting specifications. Always wear safety glasses and ensure a safe work area. Serious injury or death could occur if safety measures are not followed.

Step 1: (Carefully read all instructions before installation) You will need to cut the existing exhaust system in order to install your new MAGNAFLOW exhaust. Measure and mark before you make a square cut on both pipes 10 3/4" behind the hanger weld points.

Step 2: Remove all welded hangers from rubber insulators making sure to retain the mounting hardware and rubber insulators as they will be used to install your new system. Remove the tips from the exhaust by loosening all the assembly clamps.

Step 3: Begin installation of your new system by slipping the driver and passenger side Muffler Sub-Assemblies onto the cut OEM pipes, attaching the hangers to the OEM rubber insulators and attaching loosely with the supplied 2.25" clamps. Finish by installing the OEM tips to each of the Muffler Sub Assemblies exit pipes using the supplied 3.00" round Band Clamps.

Step 4: With all components mounted loosely, adjust the system for overall aesthetics and clearance of frame & bodywork. (MAGNAFLOW recommends at least 1/2" of clearance between the exhaust system and any body panels to prevent heat-related body damage or fire.)

Step 5: Once a final position has been chosen for the new system, evenly tighten all fasteners from front to rear. The supplied band clamps must be VERY tight to properly align the pipes and prevent leaks (Approximately 40ft-lbs). U-bolt clamps should be tightened to approximately 30-35ft-lbs. Inspect all fasteners after 25-50 miles of operation and retighten if necessary.

**** Magnaflow Performance Exhaust recommends professional installation on all their products**

Technical Support: 1-800-959-9226 Ext. 4500

2012 Dodge Challenger R/T - 5.7L




Fig. No. 1: Driver Side.




Fig. No. 2: Passenger Side.

***** Magnaflow Performance Exhaust recommends professional installation on all their products***