



INSTALLATION INSTRUCTIONS

Electronic Governor PN 8725

Parts Included:

1 - Electronic Governor

2 - Wire Splice Devices

3 - RPM Limit Modules

4 - Self Tapping Screws

(3,600, 3,800 and 4,000 RPM)

WARNING: Do not attempt to use this unit with Capacitive Discharge Ignition systems - for use with standard systems only.

MOUNTING THE ELECTRONIC GOVERNOR

The Electronic Governor may be mounted in any location in the engine compartment except on the engine or near the exhaust manifold. Excessive heat at these locations could damage the unit. When selecting a mounting location, make sure that the cable assembly will reach to the locations shown in Figure 1, 2, 3, or 4. Mark locations of the mounting holes at the corners of the unit and drill 1/8" holes at these locations. Mount the unit using the self tapping screws provided in the parts kit.

PROGRAMMING FOR 4, 6 OR 8 CYLINDER OPERATIONS

The short Red and Blue wire loops coming out of the Engine Governor are used for programming the unit for 4, 6, or 8 cylinder operation. Modify the loops as described for the number of cylinders that your engine has. Remember to tape any cut wires to prevent shorting.

8-Cylinder: Do not cut any loops.

6-Cylinder: Cut only the Red loop.

4-Cylinder: Cut both the Red and Blue loops.

SETTING THE RPM LIMIT

The RPM that the limiting action occurs at is easily adjusted with plug-in modules. Modules for 3,600, 3,800 and 4,000 RPM are included with this unit. Choose one and plug it into the module receptacle. If other RPM Modules are desired, see the list of RPM Module Kits on page 4.*

CONNECTING THE ELECTRONIC GOVERNOR

Figures 1, 2, 3 and 4 show the hookup for most vehicles. Select the proper diagram to connect the Engine Governor to your particular make of vehicle.

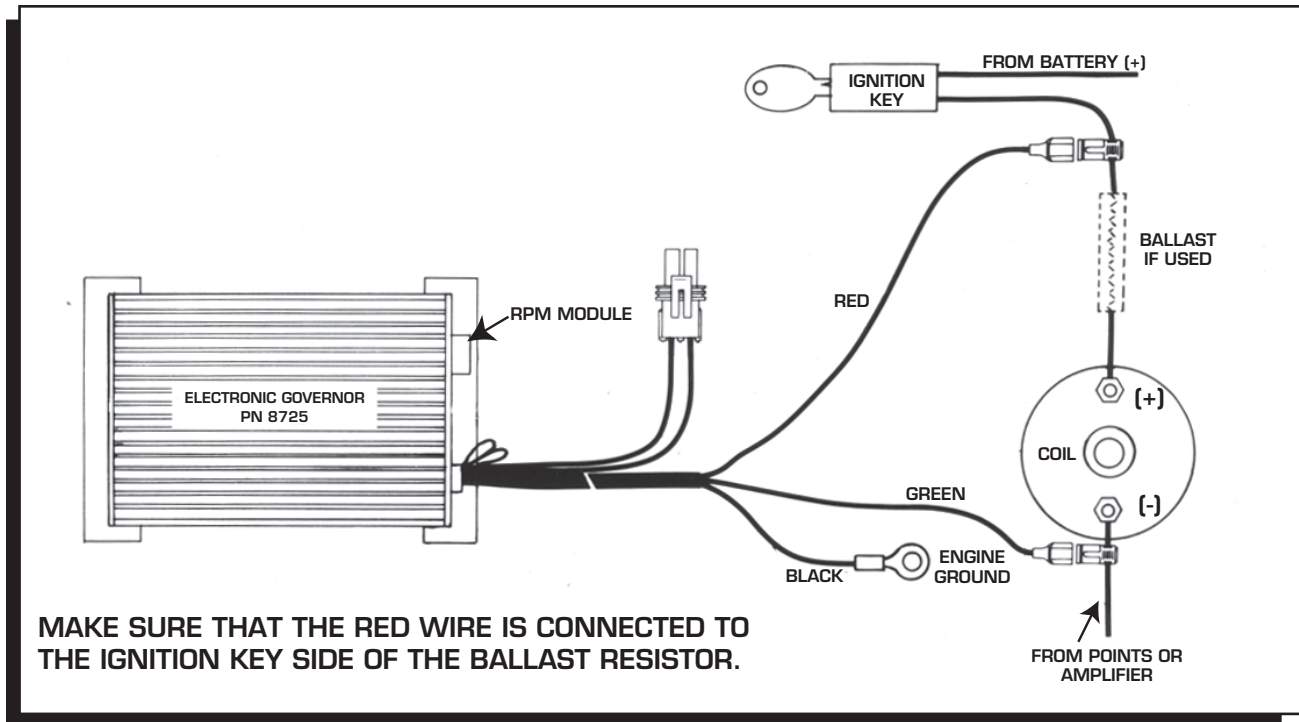


Figure 1 Hookup for Domestic and Foreign Vehicles using a Threaded Stud Coil.

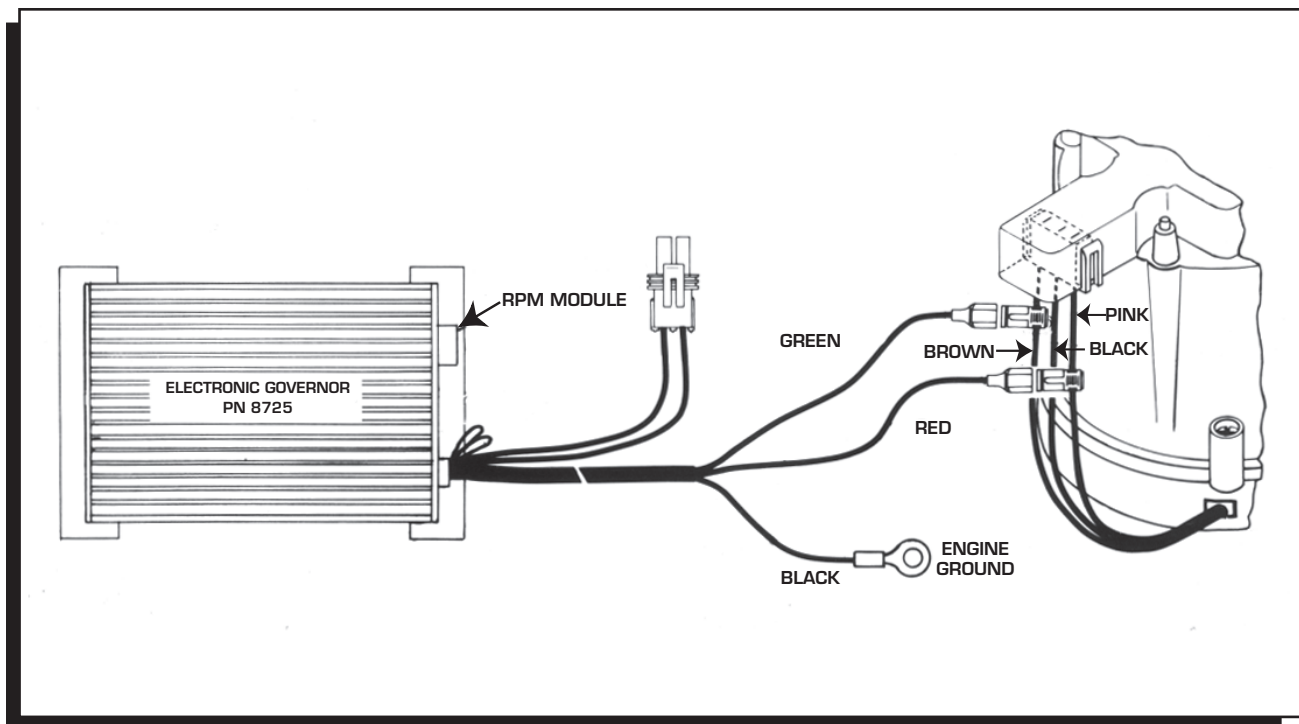


Figure 2 Hookup for GM Vehicles with the Unitized HEI system.

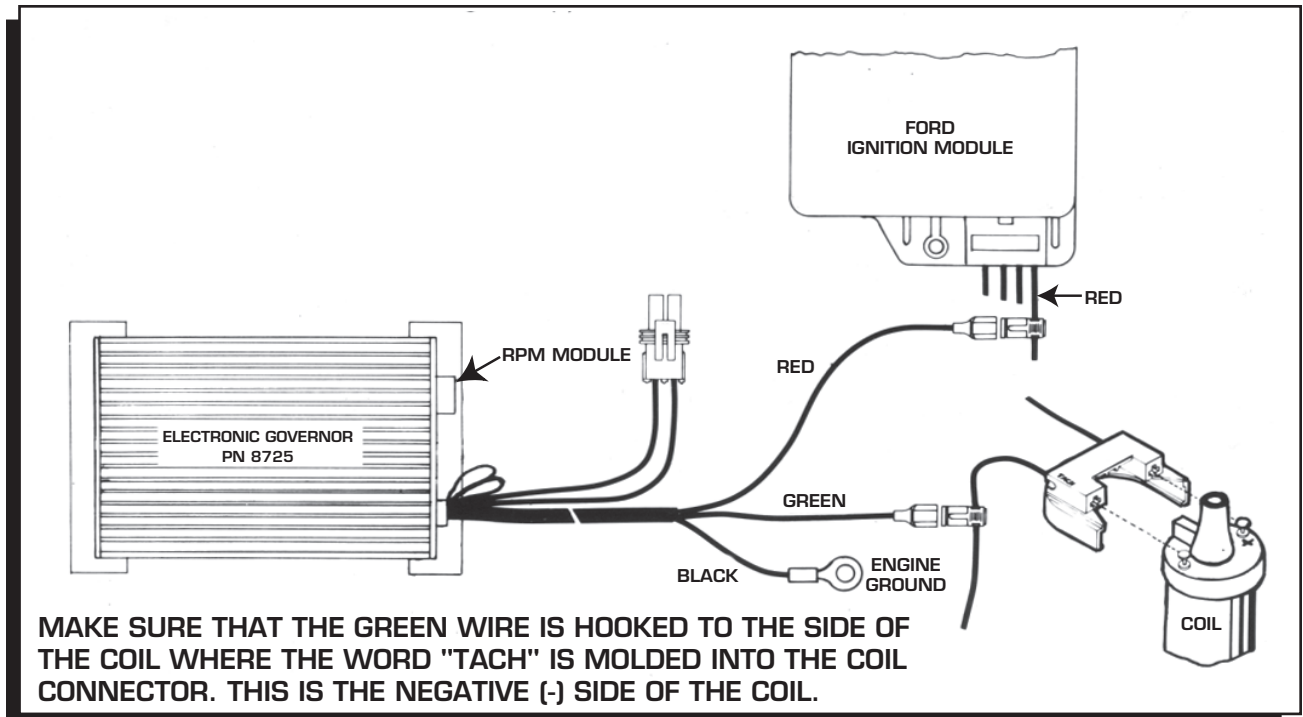


Figure 3 Hookup for Ford vehicles with Electronic Ignition.

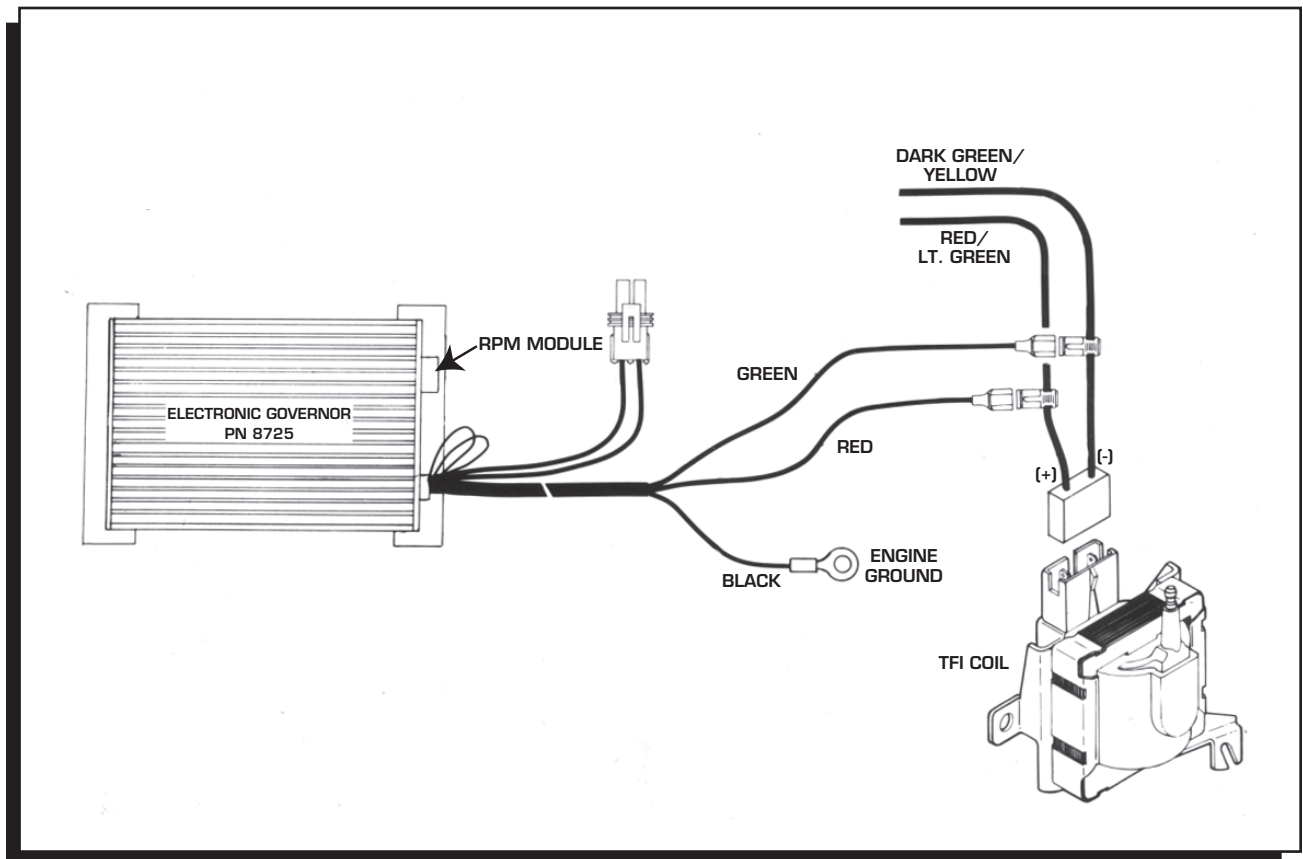


Figure 4 Hookup for Ford Vehicles with the Ford TFI system.



INSTALLATION INSTRUCTIONS

EXTRA RPM MODULE KITS

If extra RPM Modules are desired, see your local dealer for the RPM Module Kits listed here. Each kit includes 5 modules within a range of 1,000 RPM. For example, the PN 8833 3,000 Series RPM Kit includes modules for 3,000, 3,200, 3,400, 3,600 and 3,800 RPM.

- 1,000 Series RPM Module Kit PN 8831
- 2,000 Series RPM Module Kit PN 8832
- 3,000 Series RPM Module Kit PN 8833
- 4,000 Series RPM Module Kit PN 8834

***Note:** The modules used for the Engine Governor are color-coded Black. Use only Black modules with the engine governor.

Service

In case of malfunction, this MSD component will be repaired free of charge according to the terms of the warranty. When returning MSD components for service, **Proof of Purchase** must be supplied for warranty verification. After the warranty period has expired, repair service is charged based on a minimum and maximum charge.

All returns must have a Return Material Authorization (RMA) number issued to them before being returned. To obtain an RMA number please contact MSD Customer Service at 1 (888) MSD-7859 or visit our website at www.msdisignition.com/rma to automatically obtain a number and shipping information.

When returning the unit for repair, leave all wires at the length in which you have them installed. Be sure to include a detailed account of any problems experienced, and what components and accessories are installed on the vehicle.

The repaired unit will be returned as soon as possible after receipt. (Ground shipping is covered by warranty). All units are returned regular UPS unless otherwise noted. For more information, call MSD Ignition at (915) 855-7123. MSD technicians are available from 7:00 a.m. to 6:00 p.m. Monday - Friday (mountain time).

Limited Warranty

MSD IGNITION warrants MSD Ignition products to be free from defects in material and workmanship under normal use and if properly installed for a period of one year from date of purchase. If found to be defective as mentioned above, it will be replaced or repaired if returned prepaid along with proof of date of purchase. This shall constitute the sole remedy of the purchaser and the sole liability of MSD Ignition. To the extent permitted by law, the foregoing is exclusive and in lieu of all other warranties or representations whether expressed or implied, including any implied warranty of merchantability or fitness. In no event shall MSD Ignition be liable for special or consequential damages.