

# MSD INSTALLATION INSTRUCTIONS

## Dual Ignition Adapter for Ford Coil-on-Plug Ignition Systems PN 89121

**IMPORTANT:** Read these instructions completely before attempting the installation.

**WARNING:** During installation, disconnect the battery cables. When disconnecting the battery, always remove the Negative cable first and install it last.

### Parts Included:

1 - Dual Ignition Adapter, PN 89121

1 - Parts Bag

This Dual Channel Adapter is designed to be used on Ford Coil-on-Plug Ignitions ('99-On). Four of these adapters are required with two DIS-4 Ignitions for installation on a V8 engine.

**Note:** The Wiring Harness that goes to the coil packs and ECU of your DIS Ignition should be equipped with several bullet connectors. This allows for easy installation of the Adapter as shown in Figure 1.

## MOUNTING

1. Select a location to mount the DIS Adapter. Make sure it is away from direct engine heat sources and that all of the wiring will easily reach the MSD Ignition.
2. Using the Adapter as a template, mark the location of the mounting holes. Remove the unit and drill each location using a 1/4" drill bit. Secure the Adapter using 1/4" hardware (supplied).

## WIRING

The Adapter has six wires that need to be connected. The chart shows each wire's application. Figure 1 shows how to wire the Adapter to the DIS Ignitions.

Black	Connects to Ground, Heavy Black of DIS
Red	Connects to 12 volt (Ignition)
INPUTS	
Brown/White	Connects to the White or Yellow wire going to the Coils and ECU.
Brown/Green	Connects to the Green or Violet wire going to the Coils and ECU.
OUTPUTS	
White	Connects to the White or Yellow wire going to the MSD DIS Ignition
Green	Connects to the Green or Violet wire going to the MSD DIS Ignition.

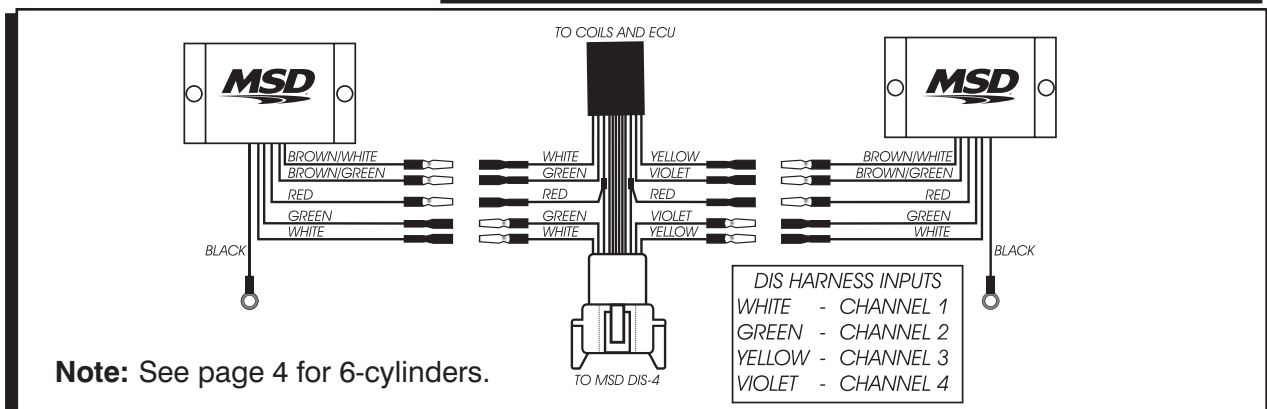


Figure 1 Installation to an MSD DIS-4 Ignition using Four Channels.

Make all connections at the Factory Harness just before it splits off to the individual coils.

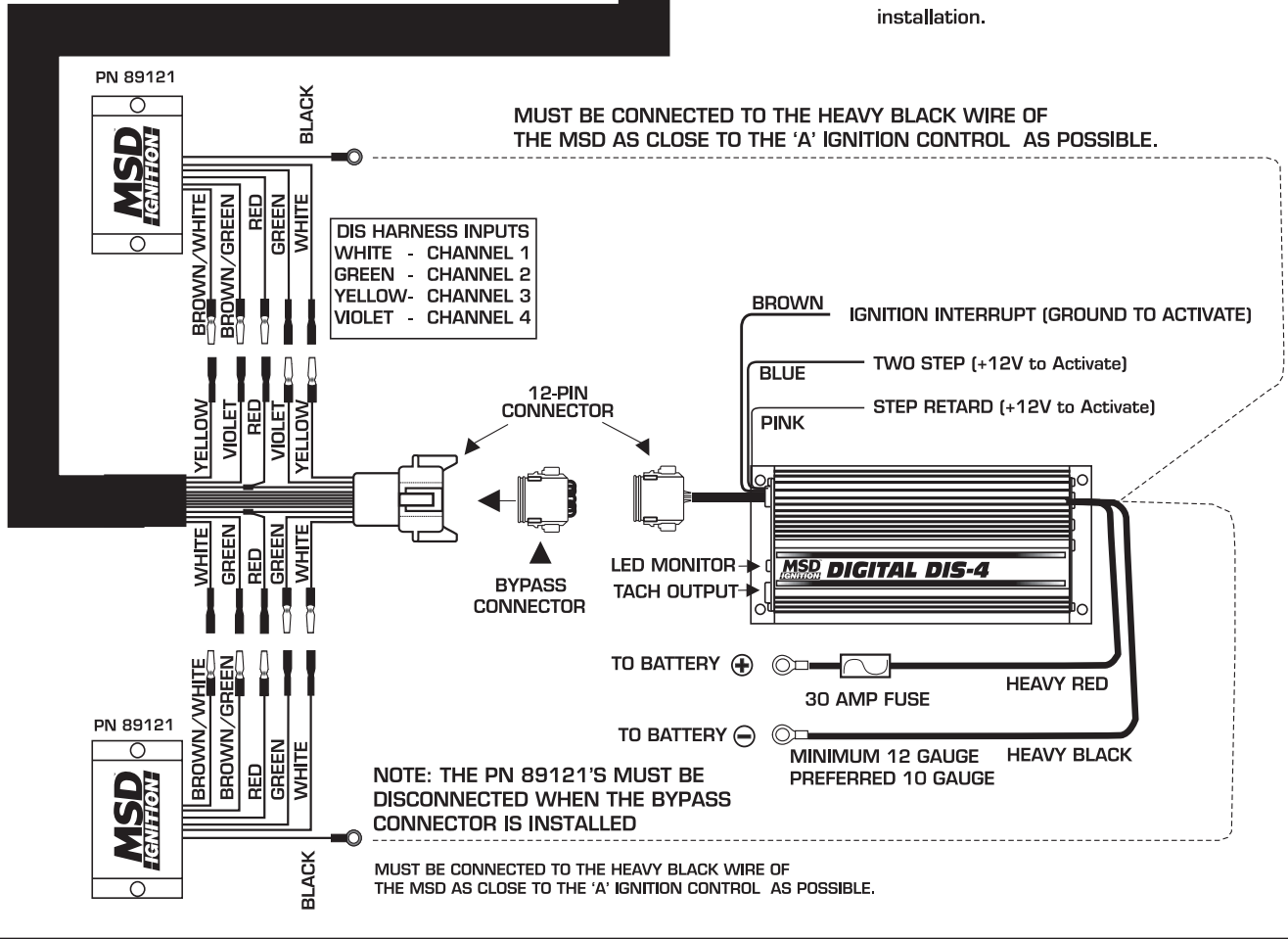
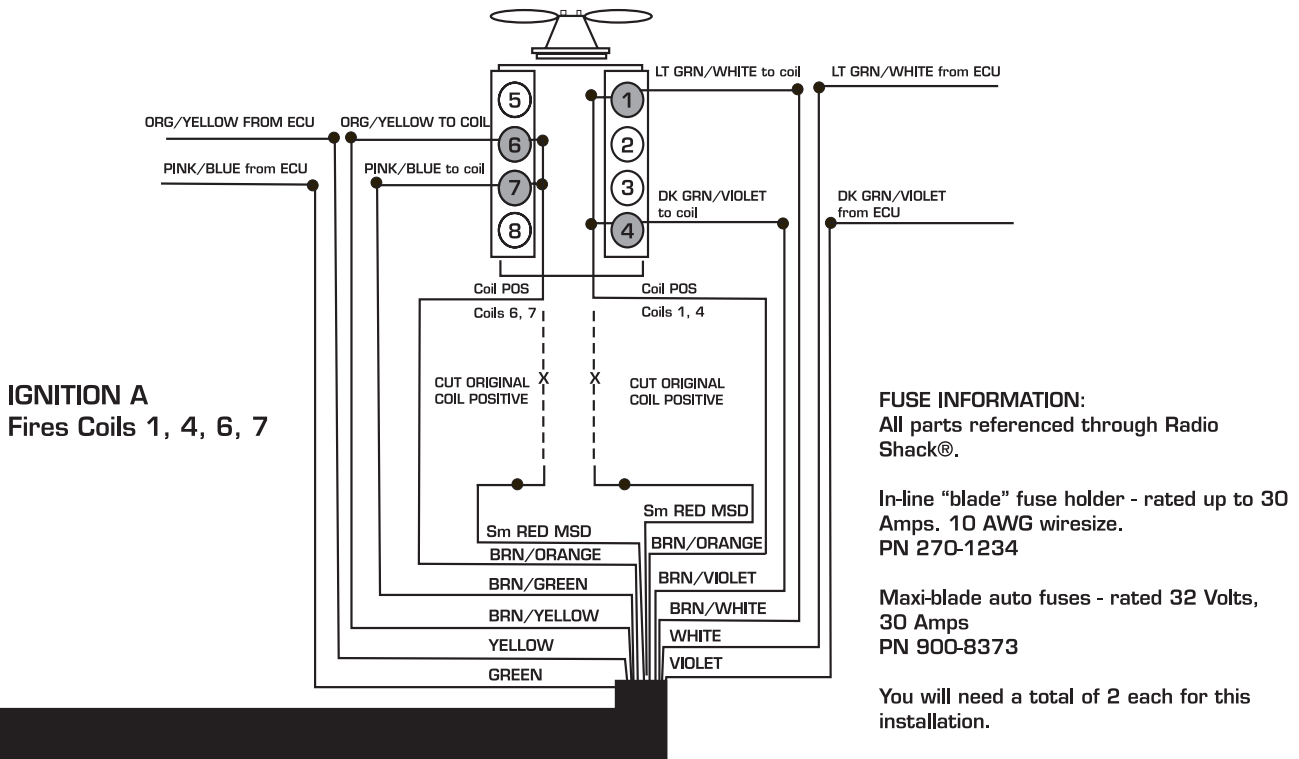
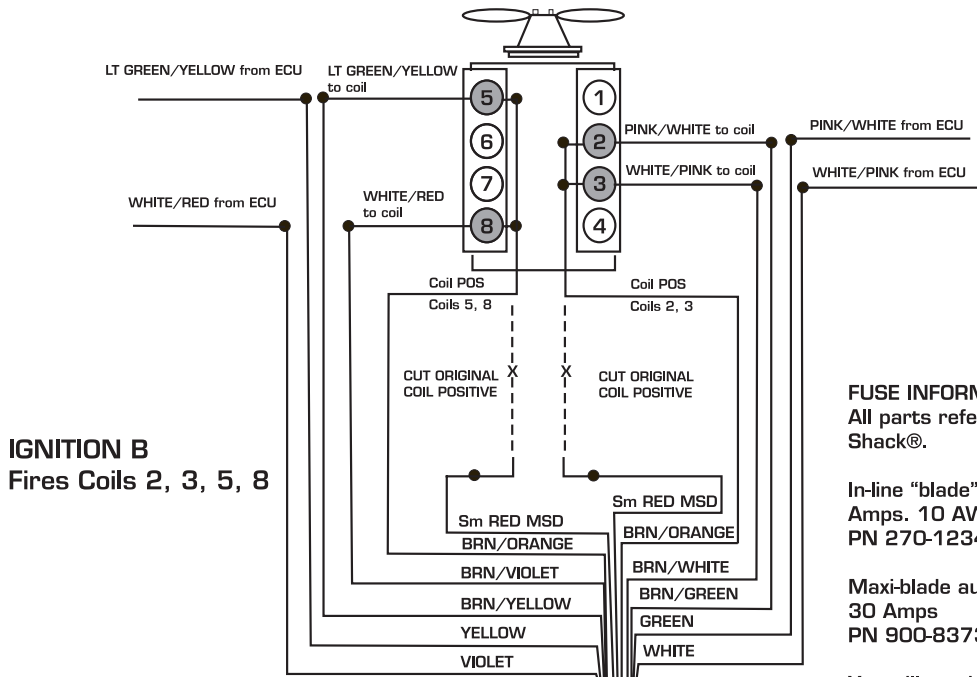


Figure 2 Installation of two DIS-4 Plus Ignitions to a 2004 Cobra - Cylinders 1, 7, 6, 4.

Make all connections at the Factory Harness just before it splits off to the individual coils.



**FUSE INFORMATION:**

All parts referenced through Radio Shack®.

In-line "blade" fuse holder - rated up to 30 Amps. 10 AWG wiresize. PN 270-1234

Maxi-blade auto fuses - rated 32 Volts, 30 Amps PN 900-8373

You will need a total of 2 each for this installation.

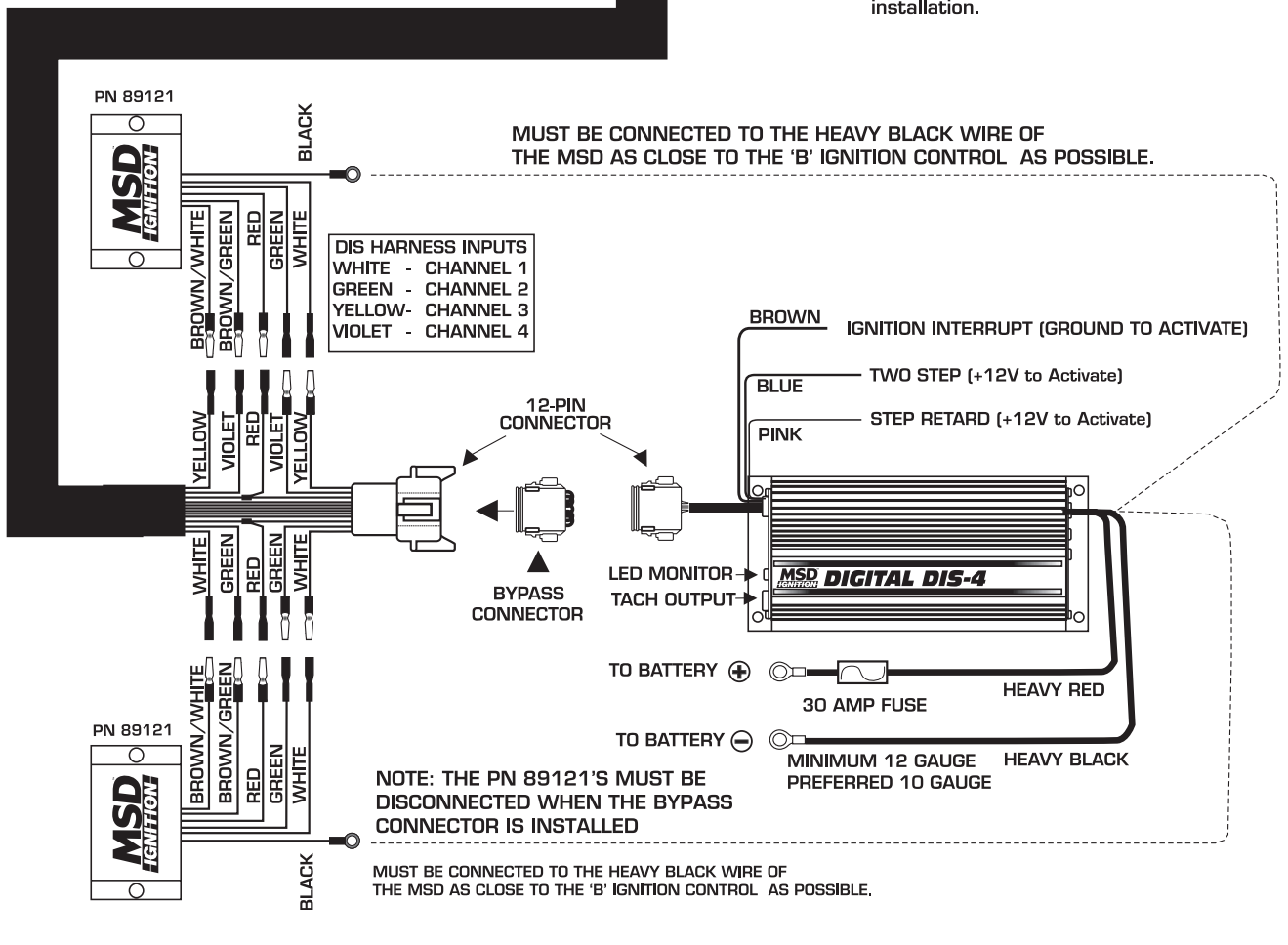


Figure 3 Installation of two DIS-4 Plus Ignitions to a 2004 Cobra - Cylinders 3, 2, 5, 8.



# INSTALLATION INSTRUCTIONS

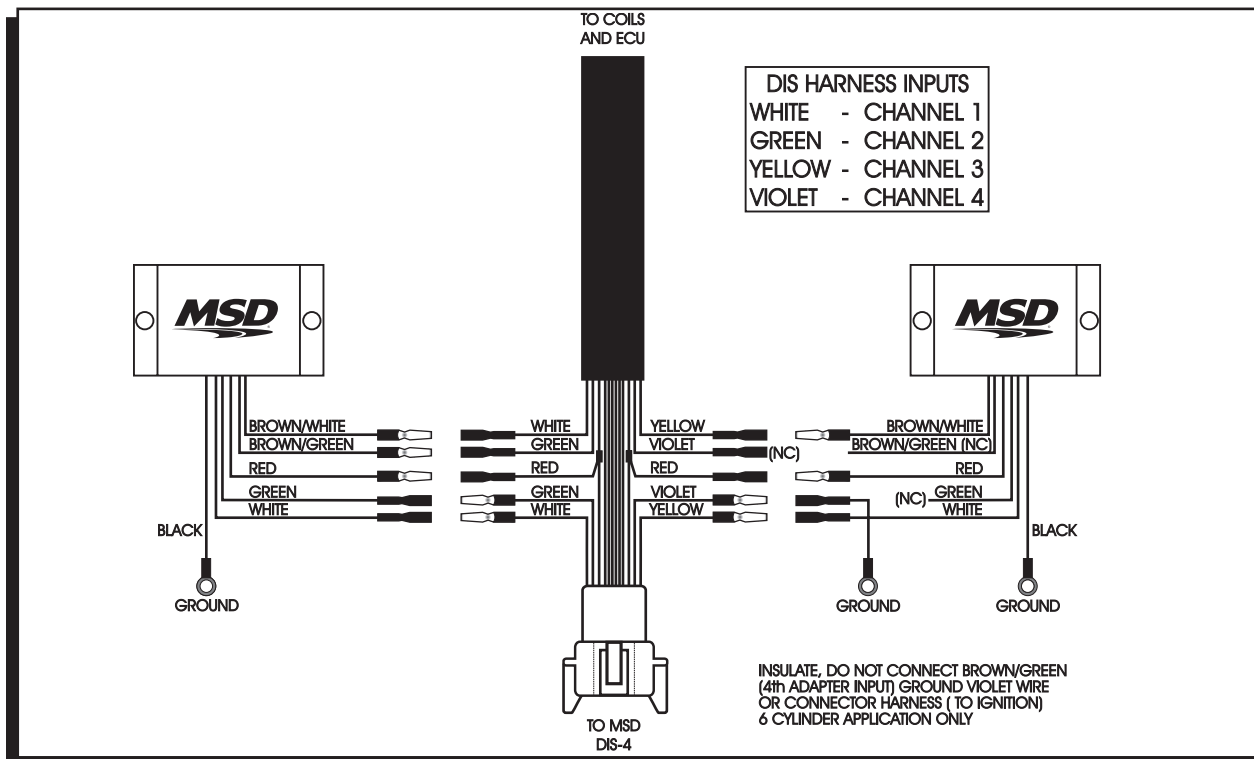


Figure 4 Installation to an MSD DIS-4 using Three Channels.

## Service

In case of malfunction, this MSD component will be repaired free of charge according to the terms of the warranty. When returning MSD components for warranty service, **Proof of Purchase** must be supplied for verification. After the warranty period has expired, repair service is based on a minimum and maximum fee.

**All returns must have a Return Material Authorization (RMA) number** issued to them before being returned. To obtain an RMA number please contact MSD Customer Service at 1 (888) MSD-7859 or visit our website at [www.msdpower.com/rma](http://www.msdpower.com/rma) to automatically obtain a number and shipping information.

When returning the unit for repair, leave all wires at the length in which you have them installed. Be sure to include a detailed account of any problems experienced, and what components and accessories are installed on the vehicle. The repaired unit will be returned as soon as possible using Ground shipping methods (ground shipping is covered by warranty). For more information, call MSD at (915) 855-7123. MSD technicians are available from 7:00 a.m. to 5:00 p.m. Monday - Friday (mountain time).

## Limited Warranty

MSD warrants this product to be free from defects in material and workmanship under its intended normal use\*, when properly installed and purchased from an authorized MSD dealer, for a period of one year from the date of the original purchase. This warranty is void for any products purchased through auction websites. If found to be defective as mentioned above, it will be repaired or replaced at the option of MSD. Any item that is covered under this warranty will be returned free of charge using Ground shipping methods.

This shall constitute the sole remedy of the purchaser and the sole liability of MSD. To the extent permitted by law, the foregoing is exclusive and in lieu of all other warranties or representation whether expressed or implied, including any implied warranty of merchantability or fitness. In no event shall MSD or its suppliers be liable for special or consequential damages.

\*Intended normal use means that this item is being used as was originally intended and for the original application as sold by MSD. Any modifications to this item or if it is used on an application other than what MSD markets the product, the warranty will be void. It is the sole responsibility of the customer to determine that this item will work for the application they are intending. MSD will accept no liability for custom applications.