


TJ 97-02 Air Intake - 2.5L

Contents:

1. Intake Tube (1)
2. Heat Shield (1)
3. Weather Stripping
4. Air Filter (1)
5. Throttle Body Coupling (1)
6. Large Hose Clamps (3)
7. Breather Hose (1)
8. Small Hose Clamps (2)
9. M8 Mounting Bolt (1)
10. M8 Flat Washers (2)
11. M8 Nut (1)
12. Rubber Isolator Mount (1)
13. M6 Washers (2)
14. M6 Nuts (2)
15. Zip Tie (1)




1. Remove original Air Filter, Air Box, Intake Tube, and Breather Tube.




2. Install Rubber Isolator Mount to the vehicle in the rear-most hole that was utilized by the stock air box. Fasten to vehicle using M6 Flat Washer and M6 Nut from below.

Rubber Isolator



3. Install Weather Stripping on Heat Shield, and install Heat Shield into vehicle. The front of the Heat Shield is secured with one of the factory radiator mounting bolts. The bottom of the Heat Shield is secured with the M8 Bolt, Washers, and Nut through a hole left by the removal of the factory air box. The rear of the Heat Shield is secured to the Spreaded Bar with a Zip Tie.


Weather Stripping Heat Shield



Zip Tie M8 Hardware



4. Install Throttle Body Coupling onto the Throttle Body using a Large Hose Clamp. Install Intake Tube into vehicle, routing it into the area separated by the Heat Shield. Use a Large Hose Clamp to attach the Intake Tube to the Throttle Body Coupling. Fasten the open end of the Intake Tube to the Rubber Isolator Mount using an M6 Flat Washer and M6 Nut.




5. Using supplied Breather Hose and Small Hose Clamps, hook the breather up to the open port on the Intake Tube.



6. Install the Air Filter onto the Intake Tube using a Large Hose Clamp to secure it.

Note: This filter is polyester synthetic and never needs to be oiled. It can be cleaned with warm water and mild detergent dish soap.



7. Congratulations on the purchase and installation of another quality Rugged Ridge product.



This product has met all CARB E.O. requirements and is legal for sale on pollution controlled vehicles operating on public streets and highways.

E.O. # D-779

Omix-Ada Inc.
460 Horizon Dr. Suite 400
Suwanee, Georgia 30024
© Copyright 2016, Omix-Ada