




## Installation Instructions

### Bull Bar (#51039&51040)

07 CHEVY SILVERADO 2500 HD / 07 GMC SIERRA  
2500 HD

#### PARTS LIST:

1	Bull Bar	4	10-1.50mm x 30mm Hex Head Bolts
1	Driver/Left Frame Bracket (A)	4	10mm Lock Washers
1	Passenger/Right Frame Bracket (B)	4	10mm Hex Nuts
1	Driver/Left Bull Bar Bracket (C)	8	10mm ID x 26mm OD x 3mm Flat Washers
1	Passenger/Right Bull Bar Bracket (D)	4	12-1.75mm x 35mm Hex Head Bolts
4	8-1.25mm x 25mm Hex Head Bolts	4	12mm Lock Washers
4	8mm Lock Washers	4	12mm Hex Nuts
4	8mm ID x 22mm OD x 3mm Flat Washers	8	12mm ID x 29mm OD x 3mm Flat Washers



#### PROCEDURE:

- 1. REMOVE CONTENTS FROM BOX. VERIFY ALL PARTS ARE PRESENT. READ INSTRUCTIONS CAREFULLY BEFORE STARTING INSTALLATION.**
- 2. NOTE:** It may be necessary to remove/relocate front license plate and license plate bracket. It is not required, but strongly recommended. If local/state law requires a license plate, license plate relocation kit is available.
3. From underside of vehicle, remove the two bolts holding the driver factory tow hook, then remove tow hook from vehicle. **NOTE:** This Bull Bar is not compatible with factory tow hooks, so you will not be reinstalling factory tow hooks back onto vehicle.
4. Determine driver and passenger Frame Brackets. **NOTE:** Refer to Figure above for bracket configuration. Position driver side Frame Bracket to the outside of the frame rail and secure using the included (2) 12mm x 35mm Hex Head Bolts, (2) 12mm lock Washers, (2) 12mm Hex Nuts, and (4) 12mm Flat Washers (Fig 1). Do not tighten at this time.
5. Repeat steps 3&4 for passenger side Frame Bracket.
6. Before mounting to truck, loosely attach Bull Bar to Bull Bar Brackets using the included (4) 8mm x 25mm Hex Head Bolts, (4) 8mm Lock Washers, and (4) 8mm Flat Washers (Fig 2). Do not tighten at this time.
7. With help position Bull Bar assembly onto the inner side of Frame Brackets. Attach Bull Bar Brackets to Frame Brackets using the included (4) 10mm x 30mm Hex Head Bolts, (4) 10mm Lock Nuts, (4) 10mm Hex Nuts, and (8) 10mm Flat Washers (Fig 3 & 4). Do not tighten at this time.
8. Level and adjust Bull Bar, then tighten all hardware at this time. **NOTE:** If you can't reach the Bull Bar Bolts (8mm hardware) from behind of bumper and through tow hook cavity, some cutting might be necessary to the tow hook cavity in order to tighten the Bull Bar Bolts.
9. Do periodic inspections to the installation to make sure that all hardware is secure and tight.

For Technical Support/Warranty Information please call 310-762-9944

Smittybilt, 400 West Artesia Blvd, Compton, CA 90220

Page 1 of 3




## Installation Instructions

*Bull Bar (#51039&51040)*

07 CHEVY SILVERADO 2500 HD / 07 GMC SIERRA  
2500 HD

(Passenger Side Bracket Installation Shown)




12mm x 35mm Hex Head Bolts,  
12mm Lock Washers,  
12mm Hex Nuts, &  
12mm Flat Washers

Figure 1




8mm x 25mm Hex Head Bolt,  
8mm Lock Washer, &  
8mm Flat Washer

Figure 2



Some cutting might be  
necessary around here

Figure 3



10mm x 30mm Hex Head  
Bolts,  
10mm Lock Washers,  
10mm Hex Nuts, &  
10mm Flat Washers

Figure 4

Installation Complete



Figure 5

For Technical Support/Warranty Information please call 310-762-9944

Smittybilt, 400 West Artesia Blvd, Compton, CA 90220



## Installation Instructions

*Bull Bar (#51039&51040)*

*07 CHEVY SILVERADO 2500 HD / 07 GMC SIERRA  
2500 HD*

---

### Cleaning and Maintenance

To protect your investment, wax this product after installing. Regular waxing is recommended to add a protective layer over the finish. Do not use any type of polish or wax that may contain abrasives that could damage the finish.

**For stainless steel:** Aluminum polish may be used to polish small scratches and scuffs on the finish. Mild soap, window or glass cleaner may be used also.

**For gloss black finishes:** Mild soap, window and glass cleaner may be used.

### LIMITED WARRANTY

Smittybilt (The Company) warrants to the original purchaser of this product that should the product or any part thereof, under normal use and conditions, be proven defective in material or workmanship within the warranty period of 5 years from the date of purchase, such defect(s) will be repaired or replaced (At the Company's option) without charge for parts or labor. To obtain repair or replacement within the terms of the warranty, the product is to be delivered with proof of warranty coverage (e.g. dated bill of sale, receipt), specification of defect, freight pre-paid with Returns Good Authorization Number from Smittybilt to place of purchase. Items returned to Smittybilt without a Returns Authorization Number will be refused and returned to sender at the senders' expense.

This warranty does not apply to any product or part thereof which, in the opinion of the Company, has suffered or been damaged through altercation, improper installation, mishandling, misuse, neglect accident or acts of nature. **THE EXTENT OF THE COMPANY'S LIABILITY UNDER THIS WARRANTY IS LIMITED TO THE REPAIR OR REPLACEMENT PROVIDED ABOVE AND, IN NO EVENT, SHALL THE COMPANY'S LIABILITY EXCEED THE PURCHASE PRICE PAID BY THE PURCHASER FOR THIS PRODUCT.**

This warranty is in lieu of all expressed warranties and liabilities. ANY IMPLIED WARRANTIES, INCLUDING ANY IMPLIED WARRANTY OF MERCHANTABILITY SHALL BE LIMITED TO THE DURATION OF THIS WRITTEN WARRANTY. ANY ACTION FOR BREACH OF ANY WARRANTY HEREUNDER INCLUDING ANY IMPLIED WARRANTY OF MERCHANTABILITY MUST BE BROUGHT WITHIN A PERIOD OF 90 DAYS FROM DATE OF ORIGINAL PURCHASE. IN NO CASE SHALL THE COMPANY BE LIABLE FOR ANY CONSEQUENTIAL OR INCIDENTAL DAMAGES FOR BREACH OF THIS OR ANY OTHER WARRANTY, EXPRESSED OR IMPLIED, WHATSOEVER. No person or representative is authorized to assume for the company any liability other than expressed herein in connection with the sale of this product. Some states do not allow limitations on how long an implied warranty lasts or the exclusion or limitation of incidental or consequential damage, therefore above limitations may not apply to you. This warranty gives the purchaser specific legal rights. The purchaser may have additional rights, which vary from state to state.

Some states do not allow limitations on how long an implied warranty lasts or the exclusion or limitation of incidental or consequential damage, therefore above limitations may not apply to you. This warranty gives the purchaser specific legal rights. The purchaser may have additional rights, which vary from state to state.

**For Technical Support/Warranty Information please call 310-762-9944**

---

**Smittybilt, 400 West Artesia Blvd, Compton, CA 90220**

**Page 3 of 3**