



# Installation Instructions

## *Bull Bar (#55113&55114)*

### *08 Ford Super Duty*

#### PARTS LIST:

1	Bull Bar	4	10-1.50mm x 30mm Hex Head Bolts
1	Driver/Left side Mounting Bracket	4	10mm Nylock Nuts
1	Passenger/Right Mounting Bracket	8	10mm ID x 25mm OD x 3mm Flat Washers

#### PROCEDURE:

- 1. REMOVE CONTENTS FROM BOX. VERIFY ALL PARTS ARE PRESENT. READ INSTRUCTIONS CAREFULLY BEFORE STARTING INSTALLATION.**
- 2. NOTE:** It may be necessary to remove/relocate front license plate and license plate bracket. It is not required, but strongly recommended. If local/state law requires a license plate, license plate relocation kit is available.
- 3.** From front of vehicle remove the driver side bumper mount bolts (Figure 2). **WARNING!** Do not remove passenger and driver bumper mount bolts at the same time. Remove one side at a time.
- 4.** Place Mounting Bracket onto vehicle and line it up against the outer gusset bend on the frame. Leave about 1/8" clearance between bottom of Mounting Bracket and bumper. Secure Mounting Bracket to vehicle using the factory bolts (Figure 3). Fully tighten these bolts at this time.
- 5.** Once the driver side Mounting Bracket is fully tightened, repeat steps 2 - 4 for passenger side Mounting Bracket.
- 6.** With help position Bull Bar on the outer side of Mounting Brackets. Attach Bull Bar to Mounting Brackets using the included (4) 10mm x 30mm Hex Head Bolts, (4) 10mm Nylock Nuts, and (8) Flat Washers (Figure 4). Do not tighten at this time.
- 7.** Level and adjust Bull Bar as desired, then tighten all hardware at this time.
- 8.** Do periodic inspections to the installation to make sure that all hardware is secure and tight..




Figure 1

For Technical Support/Warranty Information please call 310-762-9944

Smittybilt, 1600 Walnut Parkway, Rancho Dominguez, CA 90220



# Installation Instructions

*Bull Bar (#55113&55114)*  
*08 Ford Super Duty*




Figure 2

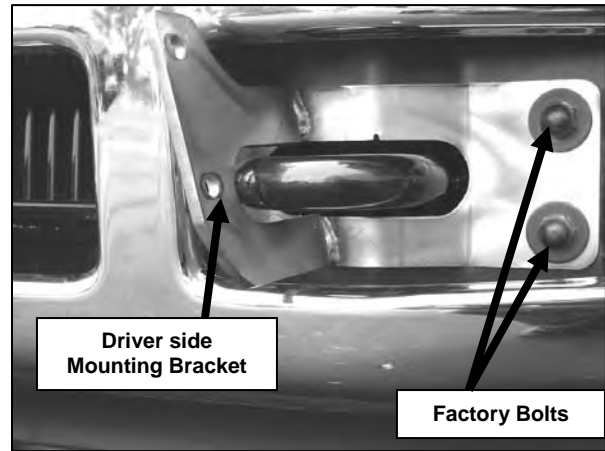


Figure 3

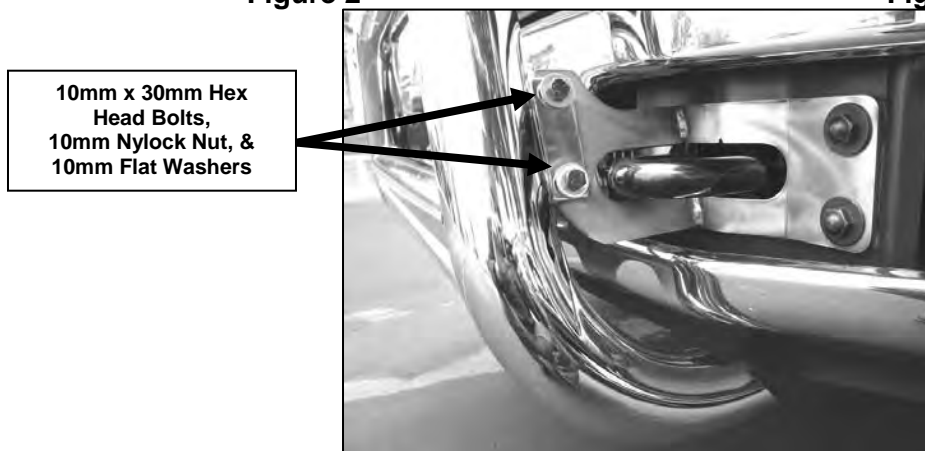


Figure 4



Figure 5

For Technical Support/Warranty Information please call 310-762-9944

Smittybilt, 1600 Walnut Parkway, Rancho Dominguez, CA 90220



## Installation Instructions

*Bull Bar (#55113&55114)  
08 Ford Super Duty*

### Cleaning and Maintenance

To protect your investment, wax this product after installing. Regular waxing is recommended to add a protective layer over the finish. Do not use any type of polish or wax that may contain abrasives that could damage the finish.

**For stainless steel:** Aluminum polish may be used to polish small scratches and scuffs on the finish. Mild soap, window or glass cleaner may be used also.

**For gloss black finishes:** Mild soap, window and glass cleaner may be used.

### LIMITED WARRANTY

Smittybilt (The Company) warrants to the original purchaser of this product that should the product or any part thereof, under normal use and conditions, be proven defective in material or workmanship within the warranty period of 5 years from the date of purchase, such defect(s) will be repaired or replaced (At the Company's option) without charge for parts or labor. To obtain repair or replacement within the terms of the warranty, the product is to be delivered with proof of warranty coverage (e.g. dated bill of sale, receipt), specification of defect, freight pre-paid with Returns Good Authorization Number from Smittybilt to place of purchase. Items returned to Smittybilt without a Returns Authorization Number will be refused and returned to sender at the senders' expense.

This warranty does not apply to any product or part thereof which, in the opinion of the Company, has suffered or been damaged through altercation, improper installation, mishandling, misuse, neglect accident or acts of nature. **THE EXTENT OF THE COMPANY'S LIABILITY UNDER THIS WARRANTY IS LIMITED TO THE REPAIR OR REPLACEMENT PROVIDED ABOVE AND, IN NO EVENT, SHALL THE COMPANY'S LIABILITY EXCEED THE PURCHASE PRICE PAID BY THE PURCHASER FOR THIS PRODUCT.**

This warranty is in lieu of all expressed warranties and liabilities. ANY IMPLIED WARRANTIES, INCLUDING ANY IMPLIED WARRANTY OF MERCHANTABILITY SHALL BE LIMITED TO THE DURATION OF THIS WRITTEN WARRANTY. ANY ACTION FOR BREACH OF ANY WARRANTY HEREUNDER INCLUDING ANY IMPLIED WARRANTY OF MERCHANTABILITY MUST BE BROUGHT WITHIN A PERIOD OF 90 DAYS FROM DATE OF ORIGINAL PURCHASE. IN NO CASE SHALL THE COMPANY BE LIABLE FOR ANY CONSEQUENTIAL OR INCIDENTAL DAMAGES FOR BREACH OF THIS OR ANY OTHER WARRANTY, EXPRESSED OR IMPLIED, WHATSOEVER. No person or representative is authorized to assume for the company any liability other than expressed herein in connection with the sale of this product. Some states do not allow limitations on how long an implied warranty lasts or the exclusion or limitation of incidental or consequential damage, therefore above limitations may not apply to you. This warranty gives the purchaser specific legal rights. The purchaser may have additional rights, which vary from state to state.

Some states do not allow limitations on how long an implied warranty lasts or the exclusion or limitation of incidental or consequential damage, therefore above limitations may not apply to you. This warranty gives the purchaser specific legal rights. The purchaser may have additional rights, which vary from state to state.

**For Technical Support/Warranty Information please call 310-762-9944**

**Smittybilt, 1600 Walnut Parkway, Rancho Dominguez, CA 90220**