



WWW.SMITTYBILT.COM

Installation Instructions

Outback Wind Breaker

Part # 903xx

07-11 JK Unlimited (4-Door)

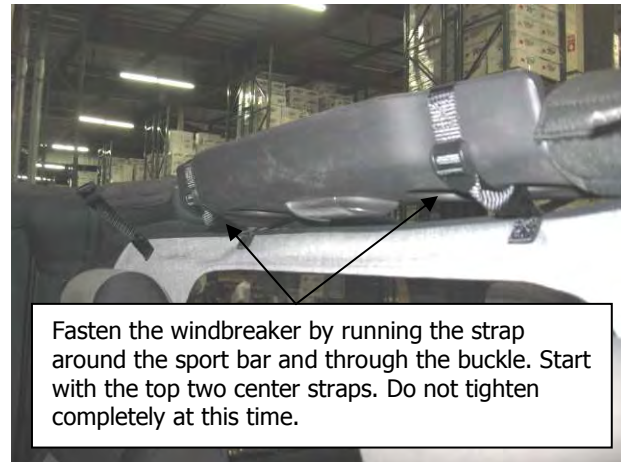
Note: Please read instructions entirely before installing this product.

Step 1: Depending on what your vehicle is equipped with remove your hardtop or lower your soft top. This part can be installed with the soft top lowered back, but if you plan to install this part in conjunction with a Tonneau cover the soft top and bow assembly will need to be completely removed. It is also recommended for safety reasons to remove the bow assembly pivot brackets from the roll bar using a #30 torx bit. (Fig C)

Step 2: Position the Windbreaker between your sport bar with the flap towards the back. Fasten the windbreaker by running the strap around the sport bar and through the buckle. (Fig A) Start with the top two center straps. (Fig B) Do not tighten completely at this time.



(Fig A)



(Fig B)

Step 3: Now secure the two straps on each top corner of the windbreaker. (Fig D)

Step 4: Secure the bottom four straps (2 per side) loosely around the back of the vehicles front seat risers. (Fig E, F)

Step 5: Position the windbreaker so it's in the optimal centered location and then proceed to tighten all of the straps and buckles. Keep in mind; the amount the bottom straps are secured will effect your seat slider position. Installation is now complete.

For Technical Support/Warranty Information please call 310-762-9944

Smittybilt, 400 West Artesia Blvd, Compton, CA 90220



WWW.SMITTYBILT.COM


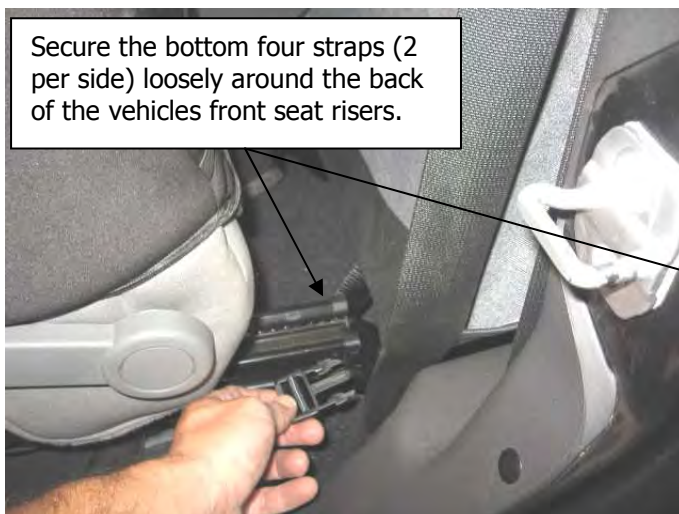

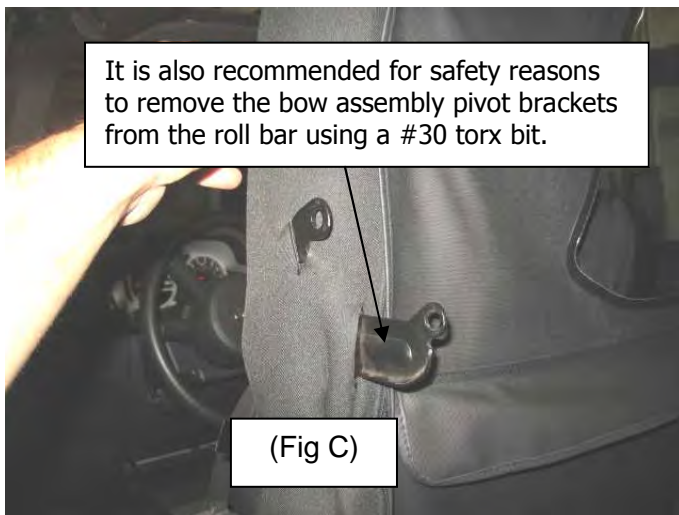
Installation Instructions

Outback Wind Breaker

Part # 903xx

07-11 JK Unlimited (4-Door)

Note: The zipper on the back of the windbreaker underneath the flap is to attach the Smittybilt Tonneau Cover combination. (Fig G,H)



For Technical Support/Warranty Information please call 310-762-9944

Smittybilt, 400 West Artesia Blvd, Compton, CA 90220



WWW.SMITYBILT.COM

Installation Instructions


Outback Wind Breaker

Part # 903xx

07-11 JK Unlimited (4-Door)



(Fig G)



(Fig H)

Note: To complete your soft good protection; purchase Smittybilt Tonneau Cover (Part# 7613xx) and Tonneau Cover Extension (Part# 7614xx). (Fig H)

CARE AND MAINTENANCE

Wash top with warm water and non abrasive soap. Do not wipe the windows with a dry rag or towel, use a clean water soaked sponge or soft cloth. The zippers should be lubricated to keep them running smoothly.

Limited Warranties

Smittybilt's products are covered under the following limited warranties only. Note that the duration of the limited warranty differs according to the material and finish of the product purchased. Subject to the duration and conditions of the limited warranty stated below, Smittybilt warrants to the original retail purchaser that its products are free from defects in material and workmanship. All other warranties and representations express or implied, are hereby disclaimed, including fitness for merchantability and buyer's intended use or purpose. All parts are sold "AS IS" except for the limited warranties granted herein. Buyer assumes all risks as to the selection, suitability and performance of all goods and products selected. This limited warranty does not cover damage or impairment in any part due to misuse, improper installation, accident or contact with on-road or off-road hazards, product modification, improper or inadequate cleaning and/or maintenance. Smittybilt is not responsible for items damaged during shipping. This warranty is not transferable from the original buyer. For the original Buyer to be eligible for the limited warranty coverage, the Buyer must provide proof of purchase. Customer's remedy hereunder shall be limited only to repair or replacement (at Smittybilt's option) of any defective part(s) returned to Smittybilt at customer's expense. The determination of whether or not a returned part is defective or subject to coverage under the limited warranties stated herein shall be made at Smittybilt's sole discretion.

Limited One (1) Year Limited Warranty on Soft/Cut & Sew Products -

Smittybilt soft/cut & sew products carry the foregoing limited repair or replacement warranty for a period of (1) one-year against workmanship and defects in the material from the date of purchase.

To assure product quality, Smittybilt reserves the right to change product design, material, specification and finishes without prior notice to customers. This limited warranty gives you specific legal rights and you may also have other rights, which may vary from state to state. Some states do not allow limitations on how long an implied warranty lasts, so the above limitations may not apply as to you. Also, some states do not allow the exclusion or limitation of incidental or consequential damages, so the above limitations or exclusions may not apply to you. Smittybilt reserves the right to discontinue product lines and substitute products, or provide other remedies than those listed in this limited warranty for those discontinued products.

For Technical Support/Warranty Information please call 310-762-9944

Smittybilt, 400 West Artesia Blvd, Compton, CA 90220