



## Installation Instructions

Standard Top CJ7 (#90701)  
1976-1986 Jeep Wranglers

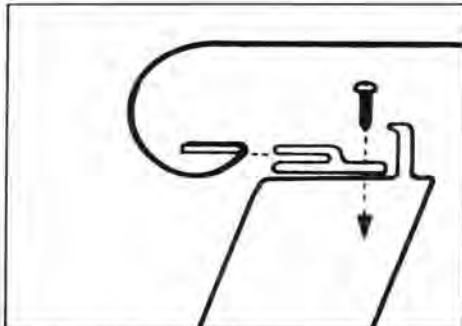
Congratulations on your purchase of another quality product from Smittybilt.

The Standard Top you have just purchased is designed to attach to the soft top windshield channel and be supported by the roll bar.

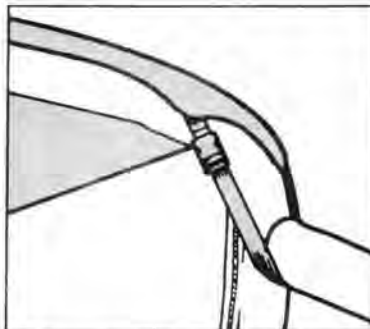
If your vehicle did not come with a windshield channel or come with a factory hard top, you will need to purchase a windshield channel from your local Smittybilt Distributor ask for part #901001.

**STEP ONE:** UNFOLD THE BRIEF AND LAY IT IN DIRECT SUNLIGHT FOR AT LEAST 30 MINUTES.

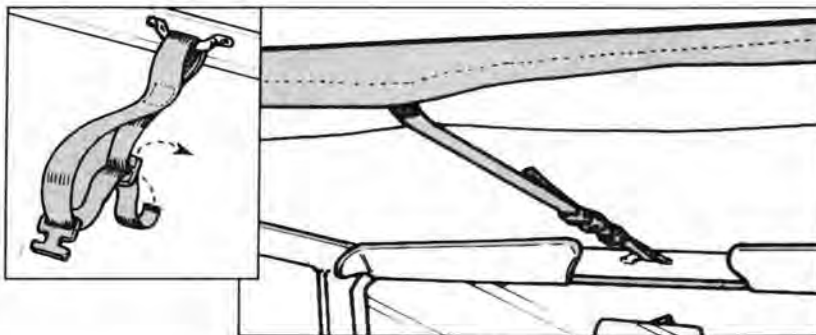
FOR BEST RESULTS THE TEMPERATURE SHOULD BE OVER 75 DEGREES. IF IT IS NOT YOU CAN GO AHEAD AND INSTALL THE BRIEF BUT YOU WILL HAVE TO RE TIGHTEN IT AFTER USE UNTIL IT STRETCHES SMOOTH.



**STEP TWO:** LAY THE FRONT OF THE BRIEF OVER THE WINDSHIELD CHANNEL AND FOLD THE PLASTIC STRIP UNDER AND INSERT THE FRONT EDGE OF THE BRIEF INTO THE WINDSHIELD CHANNEL. PULL EACH END OF THE BRIEF UNTILL IT IS EVEN WITH THE WINDSHIELD CHANNEL.



**STEP THREE:** LAY THE BACK OF THE BRIEF OVER THE MAIN BAR OF THE ROLL BAR AND PULL THE REAR CORNER STRAPS UNDER THE REAR ROLL BAR BRACE AND UP TO THE QUICK RELEASE BUCKLE. THREAD THE STRAP THROUGH THE QUICK RELEASE BUCKLE AS ILLUSTRATED. DO NOT TIGHTEN COMPLETE. REPEAT THE ABOVE INSTRUCTION ON THE OPPOSITE SIDE. NOW TIGHTEN BOTH SIDES COMPLETELY.



**STEP FOUR:** ADD THE FEMALE SIDE OF THE QUICK RELEASE BUCKLE (SUPPLIED WITH BRIEF) TO THE CENTER STRAP IN THE MIDDLE OF THE WINDSHIELD FRAME. PULL THE CENTER STRAP FORWARD AND THREAD THROUGH THE MALE SIDE OF THE QUICK RELEASE. TIGHTEN THE CENTER STRAP.

**STEP FIVE:** TO REMOVE THE BRIEF, PINCH THE QUICK RELEASE BUCKLES TOGETHER AND REVERSE STEP THREE. PULL THE FRONT OF THE BRIEF OUT OF THE WINDSHIELD CHANNEL AND REMOVE THE BRIEF.

### LIMITED WARRANTY

This Smittybilt product is warranted to the original purchaser to be free of defects in material and workmanship for a period of 90 days from the date of purchase. Smittybilt will repair or replace products, proven to be defective under normal use and service, shipped prepaid or delivered to Smittybilt.

Customer must pay the costs to remove and re-install said products. Proof of the date of purchase is required. This warranty does not apply to products that have been altered improperly installed, misused or neglected, or damaged by accident. This warranty excludes all incidental or consequential damages.

For Technical Support/Warranty Information please call 310-762-9944

Smittybilt, 400 West Artesia Blvd, Compton, CA 90220

www.smittybilt.com

