



WWW.SMITTYBILT.COM

## Installation Instructions

Standard Top (Part # 933xx)  
1997-2006 Jeep Wrangler

**Note:** Please read instructions entirely first before installing this product. Installation requires a windshield header. (Smittybilt part # 90104) For best results install when temperature is above 70 degrees.


**Step 1:** Place brief on top of vehicle. Insert front plastic channel on brief into your windshield header. (Fig A)

**Step 2:** Locate the two Velcro straps on the front of each corner and attach. This is designed to help water run off the side of the brief. (Fig B)


- Pull strap A over the top of the crossbar towards the inside of the vehicle.(Fig C) the Velcro of strap A should be facing outward from the roll bar.
- Strap B wraps around the outside of the roll bar.
- Attach strap B to strap A on the underside of the roll bar. (Fig D)




(Fig A)



(Fig B)



(Fig C)



(Fig D)

**For Technical Support/Warranty Information please call 310-762-9944**

**Smittybilt, 400 West Artesia Blvd, Compton, CA 90220**



WWW.SMITTYBILT.COM

## Installation Instructions

Standard Top (Part # 933xx)  
1997-2006 Jeep Wrangler

**Step 3:** The sides of the brief can be attached two different ways. If your vehicle is equipped with the factory door surrounds slide the plastic channel on the side of the brief into the channel on top of the door surround.

If your vehicle does not have the door surrounds wrap the flap on the side of the brief around the crossbar and attach to Velcro on side of brief.

**Step 4:** Locate the rear corner straps and wrap them around the roll bar and fasten into buckle. (Fig E, F)  
If your vehicle is equipped with sound pods/bar it may be necessary to loosen them in order to slide straps through.

**Step 5:** Locate the long center strap. Run the strap back around the center roll bar and back forward toward the windshield frame. Put strap through footman loop on windshield frame and secure to buckle. (Fig G)



(Fig E)



(Fig F)

**Step 6:** Locate the two smaller center straps and wrap them around the center roll bar. (If vehicle is equipped with sound-pods/bar you may need to loosen them in order to slide straps through. (Fig H)

**For Technical Support/Warranty Information please call 310-762-9944**

**Smittybilt, 400 West Artesia Blvd, Compton, CA 90220**



WWW.SMITTYBILT.COM

## Installation Instructions

Standard Top (Part # 933xx)  
1997-2006 Jeep Wrangler



(Fig G)



(Fig H)

**Step 7:** Installation is now complete. Make sure all straps are secured tightly.

### LIMITED WARRANTY

Smittybilt (The Company) warrants to the original purchaser of this product that should the product or any part thereof, under normal use and conditions, be proven defective in material or workmanship within the warranty period of 1 year from the date of purchase, such defect(s) will be repaired or replaced (At the Company's option) without charge for parts or labor. To obtain repair or replacement within the terms of the warranty, the product is to be delivered with proof of warranty coverage ( e.g. dated bill of sale, receipt), specification of defect, freight pre-paid with Returns Good Authorization Number from Smittybilt to place of purchase. Items returned to Smittybilt Automotive without an Returns Authorization Number will be refused and returned to sender at the senders expense.

This warranty does not apply to any product or part thereof which, in the opinion of the Company, has suffered or been damaged through alteration, improper installation, mishandling, misuse, neglect accident or acts of nature. **THE EXTENT OF THE COMPANY'S LIABILITY UNDER THIS WARRANTY IS LIMITED TO THE REPAIR OR REPLACEMENT PROVIDED ABOVE AND, IN NO EVENT, SHALL THE COMPANY'S LIABILITY EXCEED THE PURCHASE PRICE PAID BY THE PURCHASER FOR THIS PRODUCT.**

This warranty is in lieu of all expressed warranties and liabilities. ANY IMPLIED WARRANTIES, INCLUDING ANY IMPLIED WARRANTY OF MERCHANTABILITY SHALL BE LIMITED TO THE DURATION OF THIS WRITTEN WARRANTY. ANY ACTION FOR BREACH OF ANY WARRANTY HEREUNDER INCLUDING ANY IMPLIED WARRANTY OF MERCHANTABILITY MUST BE BROUGHT WITHIN A PERIOD OF 90 DAYS FROM DATE OF ORIGINAL PURCHASE. IN NO CASE SHALL THE COMPANY BE LIABLE FOR ANY CONSEQUENTIAL OR INCIDENTAL DAMAGES FOR BREACH OF THIS OR ANY OTHER WARRANTY, EXPRESSED OR IMPLIED, WHATSOEVER. No person or representative is authorized to assume for the company any liability other than expressed herein in connection with the sale of this product. Some states do not allow limitations on how long an implied warranty lasts or the exclusion or limitation of incidental or consequential damage, therefore above limitations may not apply to you. This warranty gives the purchaser specific legal rights. The purchaser may have additional rights, which vary from state to state.

Some states do not allow limitations on how long an implied warranty lasts or the exclusion or limitation of incidental or consequential damage, therefore above limitations may not apply to you. This warranty gives the purchaser specific legal rights. The purchaser may have additional rights, which vary from state to state.

**For Technical Support/Warranty Information please call 310-762-9944**

**Smittybilt, 400 West Artesia Blvd, Compton, CA 90220**