



Installation Instructions
Sure-Step (Part # FN1700-S4)
99-08 Ford Super Duty Crew Cab

PARTS LIST:

1	Passenger Side Bar	8	10mm Clip Nuts
1	Driver Side Bar	16	10-1.50mm x 40mm Hex Head Bolts
4	Mounting Brackets	24	10mm Flat Washers
4	1/2"-13*2" Hex Head Bolts	16	10mm Lock Washers
4	1/2" Lock Washers	8	10mm Hex Nuts
4	1/2" Flat Washers		

PROCEDURE:

- 1. REMOVE CONTENTS FROM BOX. VERIFY ALL PARTS ARE PRESENT. READ INSTRUCTIONS CAREFULLY.**
2. Locate the driver side front and rear mounting points under the vehicle on the pinch weld.
3. Install the 10mm Clip Nuts (*Figure 1*). **NOTE:** The rear mount will required (2) Clip Nuts and the front only (1).
4. Loosely attach the Driver Side Brackets to pinch weld using the included (2) 10-1.50mm x 40mm Hex Head Bolts, (4) 10mm Flat Washers, and (2) 10mm Lock Washers (2 & 3)). **NOTE:** Pinch weld and side panel holes on the bracket must be *Horizontal* when installing.
5. Loosely attach the upper side of the Mounting Brackets to already installed Clip Nuts by using (2) 10-1.50mm x 40mm Hex Head Bolts, (2) 10mm Flat Washers, and 10mm Lock Washers on each Mounting Bracket (*Figure 2 & 3*).
6. Place Side Bar into position and loosely attach it to Mounting Brackets using the included (2) 1/2"Hex Head Bolts, (2) 1/2" Flat Washers, and (2) 1/2" Lock Washers (*Figure 4 & 5*). **NOTE:** Side Bar mounting hole on the brackets must be *vertical*.
7. Level and align Side Bar with the side of the vehicle then tighten all hardware at this time.
8. Repeat steps 2 to 7 for passenger side.
9. Periodically check and retighten the hardware as necessary.




Figure 1

For Technical Support/Warranty Information please call 310-762-9944



Installation Instructions
Sure-Step (Part # FN1700-S4)
99-08 Ford Super Duty Crew Cab

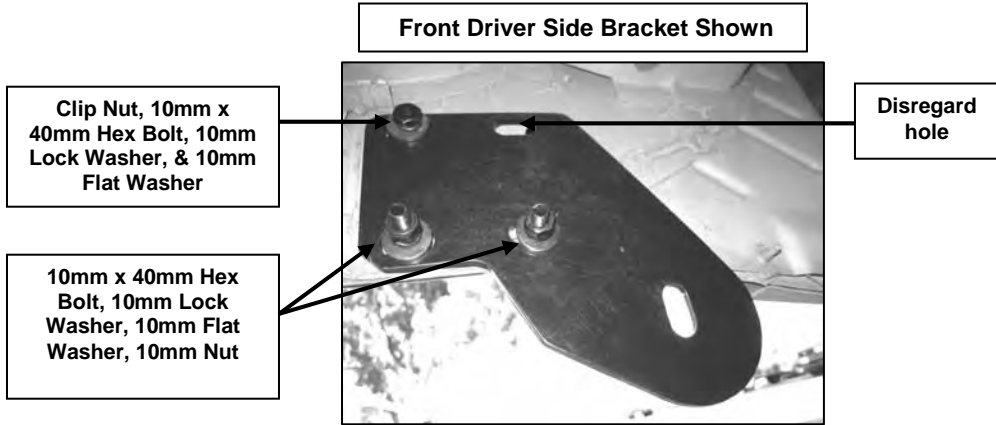


Figure 2

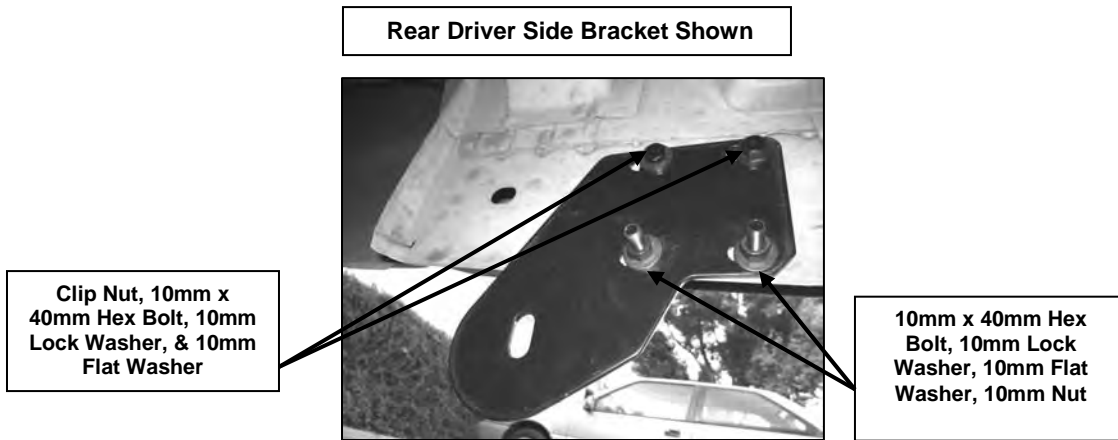


Figure 3



Figure 4

1/2" x 2" Hex Bolt, 1/2" Lock Washer, & 1/2" Flat Washer




Figure 5

For Technical Support/Warranty Information please call 310-762-9944



Installation Instructions
Sure-Step (Part # FN1700-S4)
99-08 Ford Super Duty Crew Cab

Cleaning and Maintenance

To protect your investment, wax this product after installing. Regular waxing is recommended to add a protective layer over the finish. Do not use any type of polish or wax that may contain abrasives that could damage the finish.

For stainless steel: Aluminum polish may be used to polish small scratches and scuffs on the finish. Mild soap, window or glass cleaner may be used also.

For gloss black finishes: Mild soap, window and glass cleaner may be used.

LIMITED WARRANTY

Smittybilt (The Company) warrants to the original purchaser of this product that should the product or any part thereof, under normal use and conditions, be proven defective in material or workmanship within the warranty period of 5 years from the date of purchase, such defect(s) will be repaired or replaced (At the Company's option) without charge for parts or labor. To obtain repair or replacement within the terms of the warranty, the product is to be delivered with proof of warranty coverage (e.g. dated bill of sale, receipt), specification of defect, freight pre-paid with Returns Good Authorization Number from Smittybilt to place of purchase. Items returned to Smittybilt without a Returns Authorization Number will be refused and returned to sender at the senders' expense.

This warranty does not apply to any product or part thereof which, in the opinion of the Company, has suffered or been damaged through alteration, improper installation, mishandling, misuse, neglect accident or acts of nature. **THE EXTENT OF THE COMPANY'S LIABILITY UNDER THIS WARRANTY IS LIMITED TO THE REPAIR OR REPLACEMENT PROVIDED ABOVE AND, IN NO EVENT, SHALL THE COMPANY'S LIABILITY EXCEED THE PURCHASE PRICE PAID BY THE PURCHASER FOR THIS PRODUCT.**

This warranty is in lieu of all expressed warranties and liabilities. ANY IMPLIED WARRANTIES, INCLUDING ANY IMPLIED WARRANTY OF MERCHANTABILITY SHALL BE LIMITED TO THE DURATION OF THIS WRITTEN WARRANTY. ANY ACTION FOR BREACH OF ANY WARRANTY HEREUNDER INCLUDING ANY IMPLIED WARRANTY OF MERCHANTABILITY MUST BE BROUGHT WITHIN A PERIOD OF 90 DAYS FROM DATE OF ORIGINAL PURCHASE. IN NO CASE SHALL THE COMPANY BE LIABLE FOR ANY CONSEQUENTIAL OR INCIDENTAL DAMAGES FOR BREACH OF THIS OR ANY OTHER WARRANTY, EXPRESSED OR IMPLIED, WHATSOEVER. No person or representative is authorized to assume for the company any liability other than expressed herein in connection with the sale of this product. Some states do not allow limitations on how long an implied warranty lasts or the exclusion or limitation of incidental or consequential damage, therefore above limitations may not apply to you. This warranty gives the purchaser specific legal rights. The purchaser may have additional rights, which vary from state to state.

Some states do not allow limitations on how long an implied warranty lasts or the exclusion or limitation of incidental or consequential damage, therefore above limitations may not apply to you. This warranty gives the purchaser specific legal rights. The purchaser may have additional rights, which vary from state to state.

For Technical Support/Warranty Information please call 310-762-9944

Smittybilt, 400 West Artesia Blvd, Compton, CA 90220

Page 3 of 3