




Installation Instructions
Sure-Step (Part # TN1160-S4)
05-06 Toyota Tacoma Crew Cab

<u>QTY:</u>	<u>BOLT BAG DESCRIPTION</u>	<u>QTY:</u>	<u>PARTS DESCRIPTION:</u>
24	5/16" LOCK WASHERS	1	DRIVER SIDE FRONT BRACKET
24	5/16" FLAT WASHERS	2	DRIVER SIDE CENTER, AND REAR BRACKETS
24	8MM X 25MM HEX BOLTS	1	PASSENGER SIDE FRONT BRACKET
		2	PASSENGER SIDE CENTER,AND REAR BRACKETS
		1	PASSENGER SIDE STEP

INSTALLATION INSTRUCTIONS

STEP 1. Read the instructions completely before you begin the installation. NOTE: Pictures are for reference only, actual brackets may be different. Installation is the same (some brackets cup the side step)




STEP 2. This installation uses (3) brackets per side. Begin by installing the driver side front bracket. Locate the (2) threaded holes in the underside body panel.

For Technical Support/Warranty Information please call 310-762-9944


Smittybilt, 1600 Walnut Parkway, Rancho Dominguez, CA 90220



Installation Instructions
Sure-Step (Part # TN1160-S4)
05-06 Toyota Tacoma Crew Cab



STEP 3. Loosely attach the front front bracket to the body panel using the 8mm hex bolts, and 5/16" washers.




STEP 4. Locate the threaded holes in the body panel, at the center, and rear of the cab.

For Technical Support/Warranty Information please call 310-762-9944

Smittybilt, 1600 Walnut Parkway, Rancho Dominguez, CA 90220



Installation Instructions
Sure-Step (Part # TN1160-S4)
05-06 Toyota Tacoma Crew Cab




STEP 5. Loosely attach the marked center and rear brackets, to the body panel using the 8mm" hex bolts, and 5/16" washers.

For Technical Support/Warranty Information please call 310-762-9944

Smittybilt, 1600 Walnut Parkway, Rancho Dominguez, CA 90220



Installation Instructions
Sure-Step (Part # TN1160-S4)
05-06 Toyota Tacoma Crew Cab



STEP 7. Align the sidestep with the body, and then tighten all bracket and sidestep nuts and bolts.

STEP 8. Repeat the above steps to install the passenger side brackets and sidestep.

For Technical Support/Warranty Information please call 310-762-9944

Smittybilt, 1600 Walnut Parkway, Rancho Dominguez, CA 90220



Installation Instructions
Sure-Step (Part # TN1160-S4)
05-06 Toyota Tacoma Crew Cab

Cleaning and Maintenance

To protect your investment, wax this product after installing. Regular waxing is recommended to add a protective layer over the finish. Do not use any type of polish or wax that may contain abrasives that could damage the finish.

For stainless steel: Aluminum polish may be used to polish small scratches and scuffs on the finish. Mild soap, window or glass cleaner may be used also.

For gloss black finishes: Mild soap, window and glass cleaner may be used.

LIMITED WARRANTY

Smittybilt (The Company) warrants to the original purchaser of this product that should the product or any part thereof, under normal use and conditions, be proven defective in material or workmanship within the warranty period of 5 years from the date of purchase, such defect(s) will be repaired or replaced (At the Company's option) without charge for parts or labor. To obtain repair or replacement within the terms of the warranty, the product is to be delivered with proof of warranty coverage (e.g. dated bill of sale, receipt), specification of defect, freight pre-paid with Returns Good Authorization Number from Smittybilt to place of purchase. Items returned to Smittybilt without a Returns Authorization Number will be refused and returned to sender at the senders' expense.

This warranty does not apply to any product or part thereof which, in the opinion of the Company, has suffered or been damaged through altercation, improper installation, mishandling, misuse, neglect accident or acts of nature. **THE EXTENT OF THE COMPANY'S LIABILITY UNDER THIS WARRANTY IS LIMITED TO THE REPAIR OR REPLACEMENT PROVIDED ABOVE AND, IN NO EVENT, SHALL THE COMPANY'S LIABILITY EXCEED THE PURCHASE PRICE PAID BY THE PURCHASER FOR THIS PRODUCT.**

This warranty is in lieu of all expressed warranties and liabilities. ANY IMPLIED WARRANTIES, INCLUDING ANY IMPLIED WARRANTY OF MERCHANTABILITY SHALL BE LIMITED TO THE DURATION OF THIS WRITTEN WARRANTY. ANY ACTION FOR BREACH OF ANY WARRANTY HEREUNDER INCLUDING ANY IMPLIED WARRANTY OF MERCHANTABILITY MUST BE BROUGHT WITHIN A PERIOD OF 90 DAYS FROM DATE OF ORIGINAL PURCHASE. IN NO CASE SHALL THE COMPANY BE LIABLE FOR ANY CONSEQUENTIAL OR INCIDENTAL DAMAGES FOR BREACH OF THIS OR ANY OTHER WARRANTY, EXPRESSED OR IMPLIED, WHATSOEVER. No person or representative is authorized to assume for the company any liability other than expressed herein in connection with the sale of this product. Some states do not allow limitations on how long an implied warranty lasts or the exclusion or limitation of incidental or consequential damage, therefore above limitations may not apply to you. This warranty gives the purchaser specific legal rights. The purchaser may have additional rights, which vary from state to state.

Some states do not allow limitations on how long an implied warranty lasts or the exclusion or limitation of incidental or consequential damage, therefore above limitations may not apply to you. This warranty gives the purchaser specific legal rights. The purchaser may have additional rights, which vary from state to state.

For Technical Support/Warranty Information please call 310-762-9944

Smittybilt, 1600 Walnut Parkway, Rancho Dominguez, CA 90220