

# INSTALLATION INSTRUCTIONS

## SIDE BARS

07 TOYOTA TUNDRA (Double Cab & Crew Max)


PART NUMBER 233100 / 233107 233120 / 233127

### PARTS LIST:


1	Passenger Side Bar	1	Rear Passenger Side Mounting Bracket
1	Driver Side Bar	1	Rear Driver Side Mounting Bracket
1	Front Passenger Side Mounting Bracket	12	8-1.25mm x 30mm Hex Head Bolts
1	Front Driver Side Mounting Bracket	12	8mm Flat Washers
1	Center Passenger Side Mounting Bracket	12	8mm Lock Washers
1	Center Driver Side Mounting Bracket		

### PROCEDURE:


1. REMOVE CONTENTS FROM BOX. VERIFY ALL PARTS ARE PRESENT. READ INSTRUCTIONS CAREFULLY.
2. Locate the mounting location underneath the vehicle's body. Remove these existing bolts from vehicle and save these for later use. **NOTE:** There is only one Bolt by the front flare, two by the center of the cabin and two by the rear flare. You would need to remove one bolt from a non-mounting location to use for the front mounting location.
3. Mount the Front Passenger Side Mounting Bracket with factory bolts removed in step 2 (Figure 2). Do not tighten at this time. Repeat this step for Passenger Center and Passenger Rear Mounting Bracket. **NOTE:** Refer for Figure 1, 2, 3, and 4 for bracket configuration.
4. Locate the Passenger Side Bar and carefully place it on the previously installed Mounting Brackets. **WARNING!** Do not slide Side Bar back and forth on the Mounting Brackets; this may damage the finish on the Side Bar.
5. Align the holes on the Side Bar with the holes on the Mounting Brackets. Attach Side Bar to Brackets with the included (6) 8-1.25mm x 30mm Hex Head Bolt, (6) 8mm Flat Washers, and (6) 8mm Lock Washers (Figure 5). Do not tighten at this time.
6. Level and adjust Side Bar and Mounting Brackets. Tighten all hardware at this time now.
7. Repeat Steps 2-6 for Driver Side



**Front Passenger Side Mounting Bracket**



**Center Passenger Side Mounting Bracket**



**Rear Passenger Side Mounting Bracket**



**8mm Bolts,  
8mm Lock  
Washers, &  
8mm Washers**