



# INSTRUCTIONS—INSTRUCCIONES—CONSIGNES

APPLICATION: 2003-07 CHEVY SILVERADO "CLASSIC" 2500/3500  
APP PART # 37-01240, 37-01245  
OFFROAD LIGHT BAR

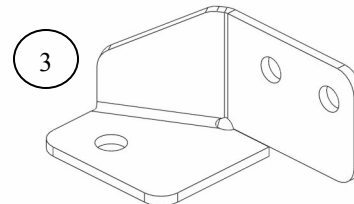
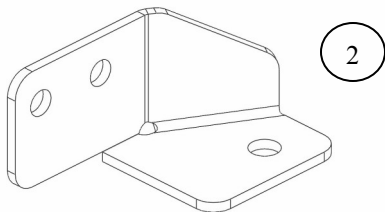
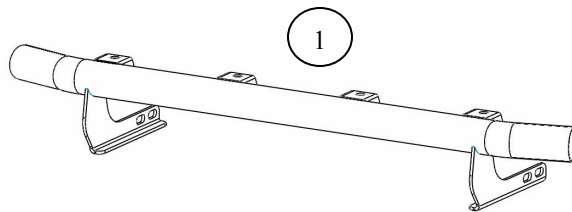
AUTOMOTIVE PRODUCTS, INC.

ITEM	QUANTITY	DESCRIPTION	TOOLS NEEDED
1	1	LIGHT BAR	16MM SOCKET
2,3	2	MOUNTING BRACKETS (2) DRIVERS SIDE, (3) PASSENGER SIDE	16MM WRENCH
4	4	M10 HEX HEAD BOLTS	RATCHET
5	8	M10 FLAT WASHERS	TORQUE WRENCH
6	4	M10 LOCK WASHERS	
7	4	M10 HEX NUTS	

1. Remove contents from box, verify if all parts listed are present and free from damage. Carefully read and understand all instructions before attempting installation.
2. Starting at the front of the vehicle remove the grille shell and set aside.
3. Locate the passenger side bumper mounting bolt and remove it FIG 1, then locate the passenger side mounting bracket and attach it using the factory bumper mount bolt FIG 2. Do not fully tighten at this time
4. Repeat step 3 for drivers side.
5. With assistance take the light bar and attach it to the mounting brackets using, (4) M10 hex head bolts, (8) M10 flat washers, (4) M10 lock washers, and (4) M10 hex nuts FIG 3. Do not fully tighten at this time.
6. Align and adjust the light bar as needed then fully tighten all hardware at this time. Torque all fasteners to 35-40 ft lbs
7. Reinstall the grille shell at this time

## CARE INSTRUCTIONS

- REGULAR WAXING IS RECOMMENDED. DO NOT USE ANY TYPE OF POLISH OR WAX THAT MAY CONTAIN ABRASIVES
- STAINLESS STEEL PRODUCTS CAN BE CLEANED WITH MILD SOAP AND WATER. STAINLESS STEEL POLISH SHOULD BE USED TO POLISH SMALL SCRATCHES.
- GLOSS BLACK FINISHES SHOULD BE CLEANED WITH MILD SOAP AND WATER



Westin Automotive Products, Inc.  
5200 N. Irwindale Ave. Suite 220  
Irwindale, Ca. 91706

8/3/2012

P.N.: 75-0096-RevB

ECO #: W12-0081

PG-1

Thank You for choosing Westin products  
For Additional installation assistance please call  
Customer service (800) 793-7846  
[www.westinautomotive.com](http://www.westinautomotive.com)

Factory bumper bolt



Fig 1

Drivers side shown




Fig 2



Fig 3



Westin Automotive Products, Inc.  
5200 N. Irwindale Ave. Suite 220  
Irwindale, Ca. 91706

8/3/2012

P.N.: 75-0096-RevB

ECO #: W12-0081

PG-2

Thank You for choosing Westin products  
For Additional installation assistance please call  
Customer service (800) 793-7846  
[www.westinautomotive.com](http://www.westinautomotive.com)