



Driver/Left Side Installation Pictured





(Fig 1) Driver side front mounting location pictured


(Fig 2A) Small **M10** x 35mm T-Bolt for driver side inner front bracket only




(Fig 2B) Large **M10** x 30mm T-Bolt for driver and passenger side outer location on front brackets only



(Fig 3) Driver side pictured



(Fig 4) Passenger side front mounting location pictured



(Fig 5) Use **M10** x 30mm Bolt Plate for passenger side inner location (same bolt plate used on center and rear brackets)