

11726

86-93 HONDA ACCORD 2 & 4 DOOR

11/30/2012

GROSS LOAD CAPACITY WHEN USED AS A WEIGHT CARRYING HITCH: 2,000 LBS. TRAILER WEIGHT & 200 LBS. TONGUE WEIGHT.

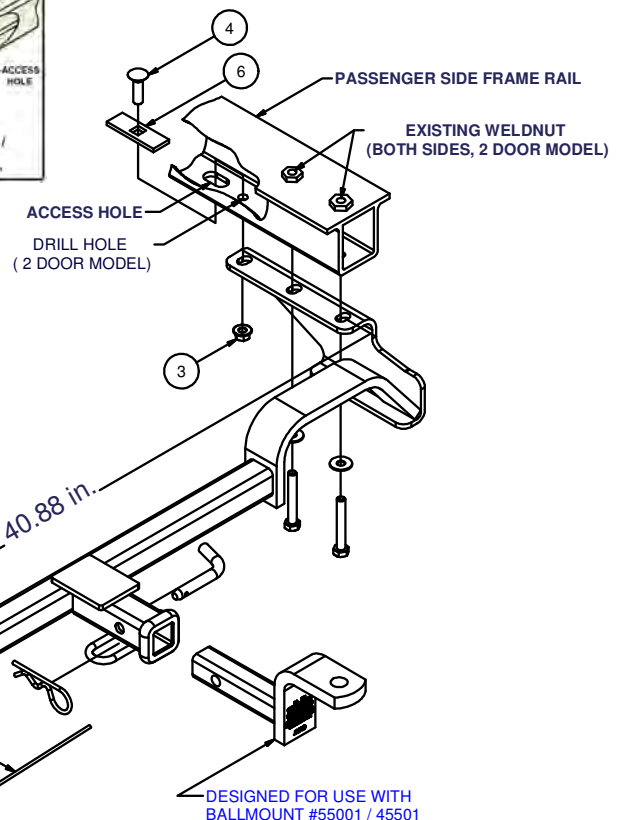
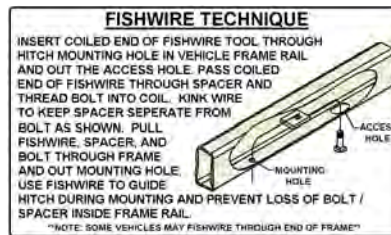
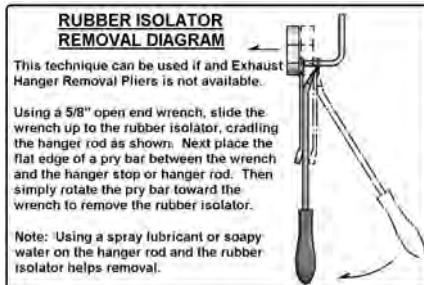
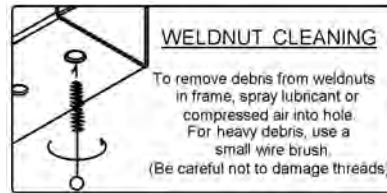
DO NOT EXCEED VEHICLE MANUFACTURER'S RECOMMENDED TOWING CAPACITY.

WARNING: ALL NON-TRAILER LOADS APPLIED TO THIS PRODUCT MUST BE SUPPORTED BY 18050 STABILIZING STRAPS.

** FAILURE TO PROPERLY SUPPORT NON-TRAILER LOADS WILL VOID PRODUCT WARRANTY**

HAVING INSTALLATION QUESTIONS? CALL TECHNICAL SUPPORT AT 1-800-798-0813

		Parts List	
ITEM	QTY	PART NUMBER	DESCRIPTION
1	1	CM-438-FW	7/16" FISHWIRE TOOL
2	6	3/8"	CONICAL TOOTHED WASHER
3	2	7/16-14	HEX FLANGE NUT
4	2	7/16-14 x 1 1/2	CARRIAGE BOLT
5	6	M10 - 1.25 x 90 HEX	HEX BOLT
6	2	CM-SP40	.188 x 1.00 x 3.00" SQUARE HOLE SPACER



HITCH WEIGHT: 26 LBS.

INSTALL TIME

PROFESSIONAL: 15 MINUTES

NOVICE (DIY): 30 MINUTES

INSTALL NOTES:

- DRILLING MAY BE REQUIRED
- LOWER EXHAUST

INSTALLATION STEPS

1. Remove tie down brackets from both frame rails. Temporarily remove two hangers at rear of muffler for ease of placing hitch above tailpipe.
2. Lift hitch into position on the frame rails. If vehicle is a 4 door model, install hardware as shown on the driver side of hitch in diagram. If vehicle is a 2 door model, then use hitch as a template and drill (2) holes for 7/16" hardware. Install hardware as shown on passenger side of hitch diagram. Fishwire carriage bolt and spacer through access hole.
3. Torque all M10 hardware to 48 lb.-ft and all 7/16" hardware to 70 lb.-ft. Replace exhaust hangers if removed.

PERIODICALLY CHECK THIS RECEIVER HITCH TO ENSURE THAT ALL FASTENERS ARE TIGHT AND THAT ALL STRUCTURAL COMPONENTS ARE SOUND.

Curt Manufacturing Inc., warrants this product to be free of defects in material and/or workmanship at the time of retail purchase by the original purchaser. If the product is found to be defective, Curt Manufacturing Inc., may repair or replace the product, at their option, when the product is returned, prepaid, with proof of purchase. Alteration to, misuse of, or improper installation of this product voids the warranty. Curt Manufacturing Inc.'s liability is limited to repair or replacement of products found to be defective, and specifically excludes liability for incidental or consequential loss or damage.