

13161

CHEVROLET TAHOE PPV

8/14/2013

GROSS LOAD CAPACITY WHEN USED AS A WEIGHT CARRYING HITCH: 6,000 LBS. TRAILER WEIGHT & 600 LBS. TONGUE WEIGHT.

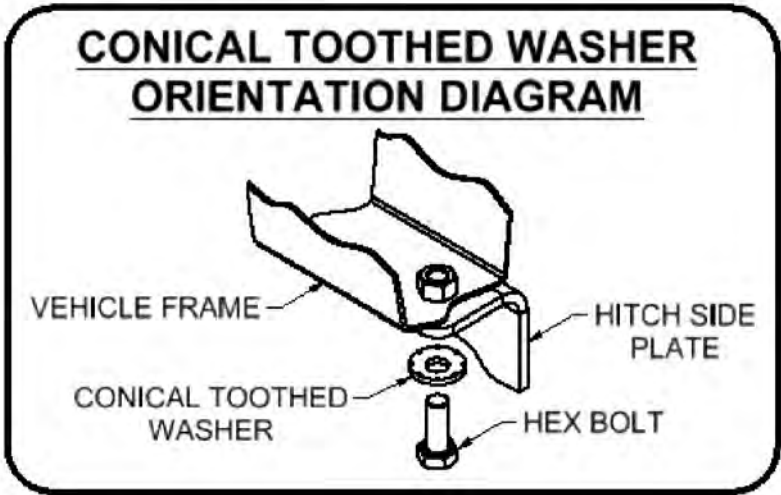
DO NOT EXCEED VEHICLE MANUFACTURER'S RECOMMENDED TOWING CAPACITY.

WARNING: ALL NON-TRAILER LOADS APPLIED TO THIS PRODUCT MUST BE SUPPORTED BY 18050 STABILIZING STRAPS.

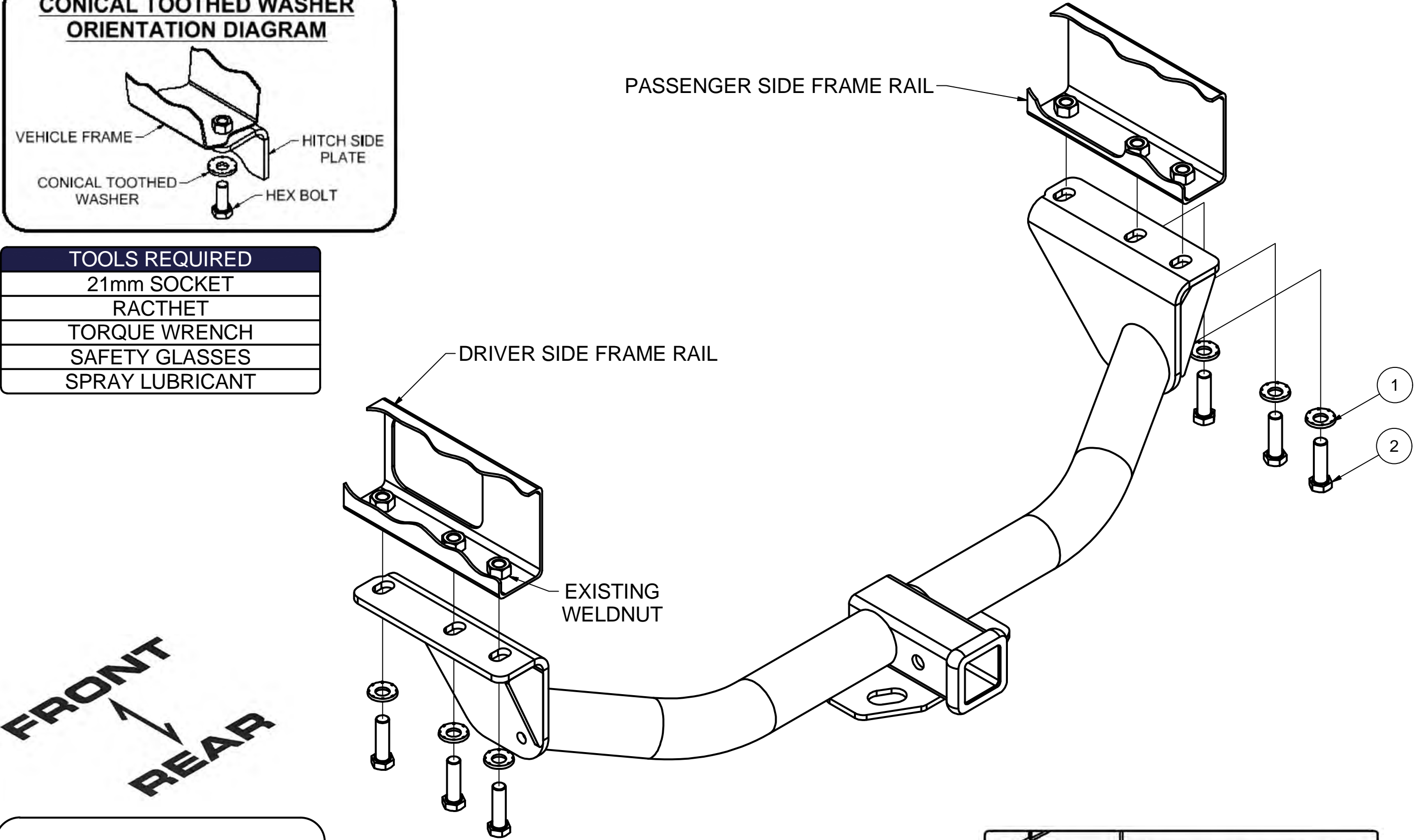
** FAILURE TO PROPERLY SUPPORT NON-TRAILER LOADS WILL VOID PRODUCT WARRANTY**

HAVING INSTALLATION QUESTIONS? CALL TECHNICAL SUPPORT AT 1-800-798-0813

Parts List			
ITEM	QTY	PART NUMBER	DESCRIPTION
1	6	9/16" CONICAL WASHER	CONICAL TOOTHED WASHER
2	6	M14 - 2 x 50 HEX	GRADE 10.9 HEX BOLT



TOOLS REQUIRED
21mm SOCKET
RATCHET
TORQUE WRENCH
SAFETY GLASSES
SPRAY LUBRICANT



HITCH WEIGHT: 34 LBS.

INSTALL TIME

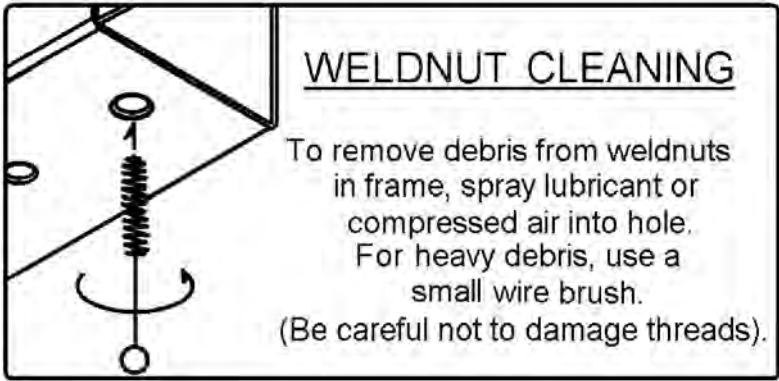
PROFESSIONAL: 15 MINUTES

NOVICE (DIY): 30 MINUTES

INSTALL NOTES:

NO DRILLING REQUIRED

WELDNUT CLEANING



INSTALLATION STEPS

1. If present, remove (6) existing bolts from both frame rails and discard. Clean weldnuts as necessary with spray lubricant and small wire brush.
2. Lift hitch into place and install (6) M14 bolts and conical washers as shown.
3. Torque all M14 fasteners to 150 lb.-ft.

PERIODICALLY CHECK THIS RECEIVER HITCH TO ENSURE THAT ALL FASTENERS ARE TIGHT AND THAT ALL STRUCTURAL COMPONENTS ARE SOUND.

Curt Manufacturing LLC., warrants this product to be free of defects in material and/or workmanship at the time of retail purchase by the original purchaser. If the product is found to be defective, Curt Manufacturing LLC., may repair or replace the product, at their option, when the product is returned, prepaid, with proof of purchase. Alteration to, misuse of, or improper installation of this product voids the warranty. Curt Manufacturing LLC.'s liability is limited to repair or replacement of products found to be defective, and specifically excludes liability for incidental or consequential loss or damage.