

15398

TOYOTA TUNDRA

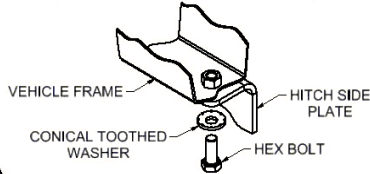
9/07/2012

GROSS LOAD CAPACITY WHEN USED AS A WEIGHT CARRYING HITCH: 16,000 LBS. TRAILER WEIGHT & 2,400 LBS. TONGUE WEIGHT.
GROSS LOAD CAPACITY WHEN USED AS A WEIGHT DISTRIBUTION HITCH: 17,000 LBS. TRAILER WEIGHT & 2,400 LBS. TONGUE WEIGHT

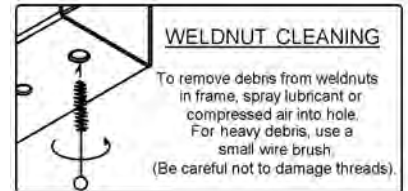
DO NOT EXCEED VEHICLE MANUFACTURER'S RECOMMENDED TOWING CAPACITY.

HAVING INSTALLATION QUESTIONS? CALL TECHNICAL SUPPORT AT 1-800-798-0813

Parts List			
ITEM	QTY	PART NUMBER	DESCRIPTION
1	4	1/2	CONICAL TOOTHED WASHER
2	4	1/2-13 x 1 1/2, GR8	CARRIAGE BOLT
3	8	9/16" CONICAL WASHER	CONICAL TOOTHED WASHER
4	4	9/16-12 x 1 1/2	HEX BOLT
5	4	9_16-12, GR8	HEX FLANGE NUT
6	4	HFN 1213, GR8	HEX FLANGE NUT

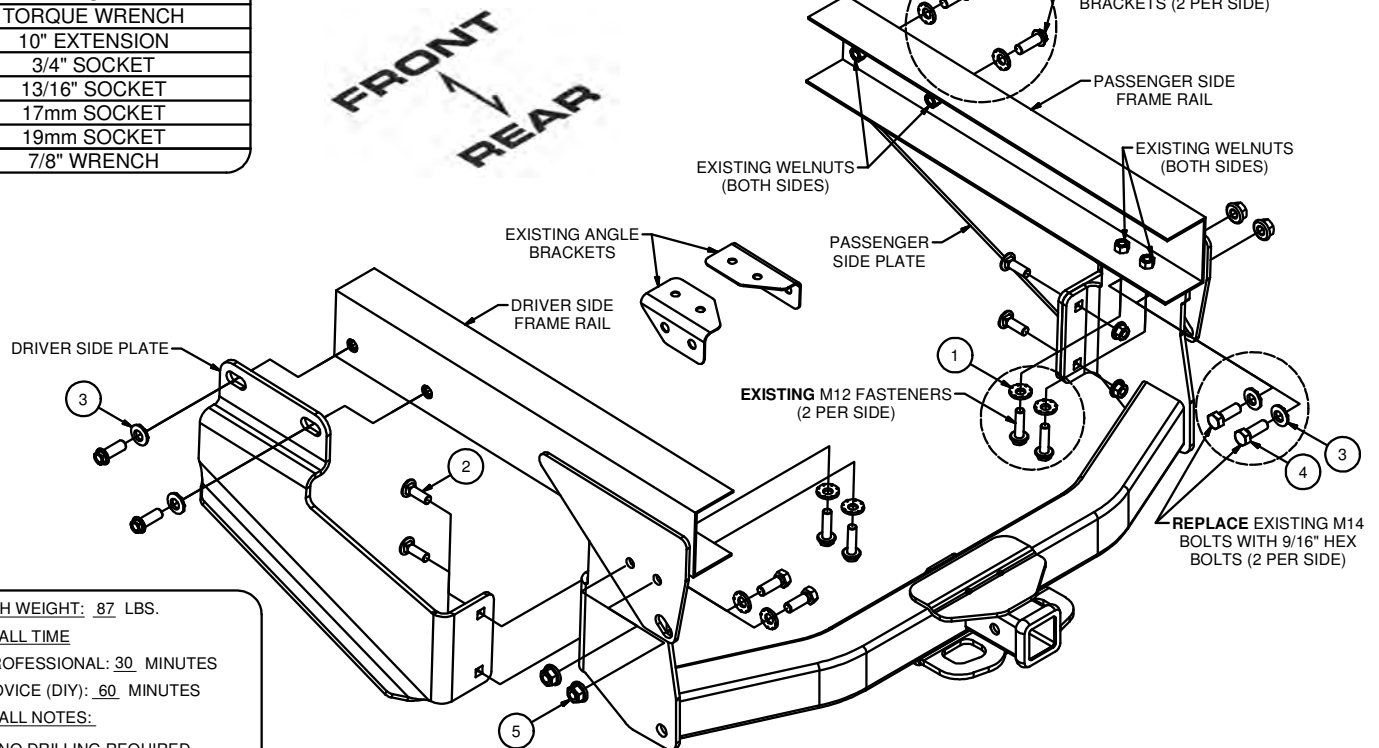
CONICAL TOOTHED WASHER
ORIENTATION DIAGRAM

WELDNUT CLEANING



TOOLS REQUIRED

RATCHET
TORQUE WRENCH
10" EXTENSION
3/4" SOCKET
13/16" SOCKET
17mm SOCKET
19mm SOCKET
7/8" WRENCH



HITCH WEIGHT: 87 LBS.

INSTALL TIME

PROFESSIONAL: 30 MINUTES

NOVICE (DIY): 60 MINUTES

INSTALL NOTES:

- NO DRILLING REQUIRED

INSTALLATION STEPS

1. Remove the (8) bolts securing the existing angle brackets between the truck frame rails. Return the angle brackets to the vehicle owner. Save the bolts as they will be used to secure hitch in Steps 3 and 5.
2. Raise the hitch into position and loosely secure it to the vehicles frame using the supplied 9/16" hardware as shown.
3. Re-install (4) M12-1.25 bolts (removed in Step 1) with conical toothed washers through the hitch and into the weld nuts in the frame as shown.
4. Raise provided side plates into position using 1/2" hardware as shown.
5. Secure side plates to the side of the frame rails using (4) M14-1.50 bolts (removed in Step 1) and 9/16" conical toothed washers as shown.
6. Torque M12 hardware to 86 ft-lbs.
Torque M14 hardware to 136 ft-lbs.
Torque 9/16" hardware to 150 ft-lbs.
Torque 1/2" hardware to 110 ft-lbs.

PERIODICALLY CHECK THIS RECEIVER HITCH TO ENSURE THAT ALL FASTENERS ARE TIGHT AND THAT ALL STRUCTURAL COMPONENTS ARE SOUND.

Curt Manufacturing LLC., warrants this product to be free of defects in material and/or workmanship at the time of retail purchase by the original purchaser. If the product is found to be defective, Curt Manufacturing LLC., may repair or replace the product, at their option, when the product is returned, prepaid, with proof of purchase. Alteration to, misuse of, or improper installation of this product voids the warranty. Curt Manufacturing LLC.'s liability is limited to repair or replacement of products found to be defective, and specifically excludes liability for incidental or consequential loss or damage.