



Congratulations on your purchase!



Better Built® offers a variety of products to accessorize your truck and store your items!

GRIP-RITE® MOUNTING SYSTEM

Don't drill holes in your truck. Use the Grip Rite® truck box mounting system



GRIP-RITE® TIE DOWN ANCHOR

Removable clamping tie down anchor that includes adjustable tie down straps to secure your load.




TRUCK BOX LINER

Keep your items from sliding around with a truck box liner. Can be cut to fit any size box.



5 POCKET TRAY

Made of durable plastic, the 5 pocket tray is great for keeping small items organized and easily accessible.



STAKE POCKET POP-UP

A tie down anchor that can be hidden when not in use. It's easy to install, and NO drilling is required.



TRUCK BOX CLEATS

Secure tie-down cleat mounts easily on the outside of your box. Perfect for rope or bungees!



DIAMOND BRITE® POLISH

Give your truck box that "like new" shine. Diamond Brite Polish also works great on any non-coated metal material.



LED TRUCK TOOL BOX LIGHT

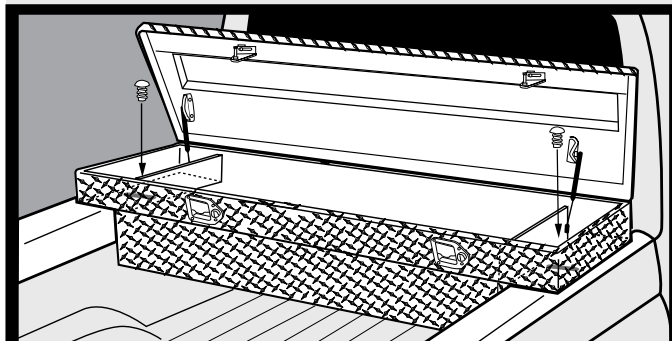
Bright white LED truck tool box light comes with three settings, and attaches with a magnet or a with clip.



Installation Instructions

1. Drill Mounting Method

1. Place tool box across truck bed directly behind cab, leaving a small air space between box and front bulkhead of truck bed.
2. Open the tool box lid, and be sure the lid will not contact the truck cab when open.
3. Install strips provided to cushion tool box on truck bed rail.
4. On opposing ends of tool box drill 1/4" hole in top lip of tool box 1" from end of box, being sure to drill into truck body.
5. Secure with 3/8" sheet metal screws.
6. Secure no more than 1 screw at each end of tool box.



Using more than one mounting location on each side is unnecessary and will void your tool box warranty!

There are 2 ways to mount your box:

2. Optional No-Drill Method



(not included, optional purchase)

Don't Drill Holes In Your Truck!

Available for sale online at DawsBetterBuilt.com or at the retailer where you purchased this box.

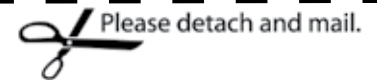
Better Built tool boxes have pre-punched knock-outs in box ends for use with the Grip Rite No-Drill Mounting System.

To use Grip Rites to mount tool box, locate the slots in the ends of the tool box. Use only opposing slots on each side of tool box. Using off-set Grip Rite positions may cause lid to bind and operate improperly.

1. Place the tool box across the truck bed directly behind the cab leaving a small air space between the tool box and the front bulkhead of truckbed.
2. Open the tool box lid, and be sure the tool box lid will not contact the cab of the truck.
3. Install provided strips to cushion tool box on truck bed rail.
4. Mark positions of Grip Rite slots on truck bed rail.
5. Remove tool box.
6. Attach Grip Rites in positions as marked on the Grip-Rites package.
7. Place tool box back into position and bolt Grip Rites.

Product Registration

Save a Stamp - Register Online at www.DawsBetterBuilt.com



E-mail: _____ Full Name: _____

Address: _____ City: _____ State: _____ Zip: _____

Phone: (____) _____

Age: 16-25 26-35 36-55 55+

Product Number Found on the White Sticker Inside Your Product: _____

Dealer/Retailer Name: _____

What Make/Model is your vehicle? _____ Year: _____

Do you have any questions or comments? Write them below:

Daws Manufacturing Company, Inc. 8811 Grow Drive Pensacola, FL. 32514

For customer service or to order any Better Built® products, call 1-800-366-8269.

Check us out online!



www.DawsBetterBuilt.com

200003

Optional Maintenance Tips:



Adjusting the Lid Striker

For assistance adjusting your striker, please call customer service at 800-366-8269

Periodic adjustments of lid strikers may be required to keep tool box operating properly due to normal use or highway vibrations. The lid strikers are adjustable left and right, or up and down. When properly adjusted, the tool box lid should latch easily on both sides when closed. This proper closure allows the latch locking mechanism to secure both sides when turned in the locked position.



Caring For Your Box

To keep the tool box looking as new and shiny as possible, wash and wax the tool box at the same time as the pickup. Use Diamond Brite Truck Box polish to maintain shine. A light lubrication oil is recommended for the hinge after wash because soap, water, and sunlight tend to remove the oil film placed on hinge prior to shipment.



The best looking, longest lasting tool boxes on the road. All boxes are fully welded, 100% aluminum and built with highest quality craftsmanship.



The **SEC X2** model, has a double hawkbill design combined with convenient pull-handle accessibility and security.



HD tool boxes have what it takes to stand up to the demands of extreme everyday use.



Please detach and mail.

Place
Postage
Here

DAWS MANUFACTURING COMPANY, INC.
8811 GROW DR.
PENSACOLA, FL 32514

BETTER BUILT® LIMITED WARRANTY STATEMENT

This LIMITED WARRANTY is made by Daws Manufacturing Company, Inc. to the original retail purchaser of Better Built® products. Daws Manufacturing Company, Inc. will repair or replace any Better Built® product found to be defective in materials and/or workmanship for a period of one year. This warranty is effective from the date of purchase by the original retail purchaser on the Better Built® aluminum truck tool boxes.

This warranty shall not apply if the Better Built® product has been subject to misuse, abuse, improper installation, modification, or improper maintenance. This warranty does not cover the cost of installation, removal, labor, inconvenience, or other incidental charges that may be incurred. The retail purchaser assumes all risk and liability whatsoever for the installation and use of the Better Built® products.

DAWS MANUFACTURING COMPANY, INC. SHALL NOT BE LIABLE FOR ANY INCIDENTAL OR CONSEQUENTIAL DAMAGES ARISING OUT OF ANY BREACH OF THIS WARRANTY, NOR SHALL THE DAMAGES EXCEED THE AMOUNT OF THE PURCHASE PRICE PAID BY THE ORIGINAL PURCHASER. DAWS MANUFACTURING COMPANY, INC. MAKES NO OTHER WARRANTIES, EXPRESSED OR IMPLIED, AND ANY WARRANTY OF MERCHANTABILITY OR FITNESS FOR A PARTICULAR PURPOSE WHICH EXCEEDS THE FORGOING IS HEREBY DISCLAIMED AND EXCLUDED FROM THESE WARRANTIES. These warranties are valid only when the original purchaser retains ownership of the Better Built products and products are attached to the original equipment upon which they are installed.

Better Built® truck tool boxes are designed and sold for storage purposes only and should not be considered as protection for the vehicle or passengers in the event of an accident. Daws Manufacturing Company, Inc. assumes no liability for injury, loss, incidental or consequential damages in the event of a collision or rollover.

The powder coating on Better Built® products is warranted for a period of one year from the original date of purchase. This warranty is limited to the peeling of the original powder coating from the surface to which it was applied. This warranty DOES NOT cover scratches, chipping, or fading of the original coating due to normal use and/or abuse of the product.

The warranties, both expressed and implied, of manufacturers of components used in Better Built® products shall apply to such components.

In the event of any breach of any warranty covering Better Built® products, the sole and exclusive remedy of original retail purchaser shall be limited to the repair or replacement of defective products or parts. Removal of the date of manufacture label placed on the product will void the warranty. Installation of any Better Built® product in any manner other than that recommended by Daws Manufacturing Company, Inc. will void the warranty.

For more information about this warranty or installation of Better Built® products, please call our customer service department at 1-800-366-8269. To obtain service or replacement parts under this warranty call Daws Manufacturing Company, Inc. for assistance in evaluating and servicing your warranty claim. Proof of purchase, showing date of sale, must be retained by the original retail purchaser for a valid warranty claim to be made on any Better Built® product.

Check us out on-line!

www.DawsBetterBuilt.com

