

SEAT COVERS
BY



FEATURING

SUPER-GRIP®

**THE SLIP RESISTANT FASTENING SYSTEM
INSTALLATION INSTRUCTIONS**

FOR

NP99-48/ Oe39-48/ SL69-48/ SP89-48/ TR49-48/ TRS49-48

Thank you for purchasing one of our fine quality products. Your seat cover is engineered from high quality materials and designed with precision to give you a long-lasting, well-adjusted fit.

A) CUSHION COVER

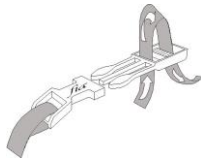
- 1) Move the seat to most forward and uppermost positions
- 2) Place cover on seat cushion ensuring long side strap is on the door side (see note below)
- 3) Pass back flap of cover through crevice
- 4) Feed straps under seat and buckle to front of cushion cover (see note below)
- 5) Pass the side strap through the opening between the seat and the molded plastic and under the seat
- 6) Buckle to the other side strap
- 7) Adjust straps to equalize tension

B) BACKREST COVER

- 1) Remove headrest (see note below)
- 2) Slip cover over backrest and pull down firmly (see air bag warning below)
- 3) Pass straps through crevice and under backrest
- 4) Feed straps under seat and buckle to front of cushion (see note below)
- 4) Feed straps under seat and buckle to front of cushion (see note below)
- 5) Apply Velcro on cover to carpeting on bottom back of seat
- 6) Adjust straps and velcro to equalize tension
- 7) Replace headrest (see note below)

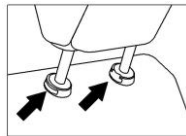
NOTES:

1) SELF-LOCKING SUPER-GRIP® BUCKLE:



2) HEAD REST REMOVAL:

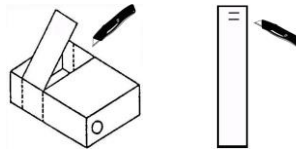
- Press in side release buttons
- Lift off



3) RE-INSTALLATION OF HEADRESTS

- Ensure pre-cut holes in seat cover align with holes in base.
- Replace headrests

4) DUE TO RESTRICTED SPACE UNDER CUSHION, a 2" x 30" piece of cardboard with 2 slits at one end will simplify the placing of the straps. If desired, the strip can be cut from the seat cover box.



WARNING: DO NOT BLOCK AIR BAGS WHEN INSTALLING SEAT COVERS:

- 1) Seats with integrated seat airbags must be covered only with seat covers designed with openings. Make sure that the openings in the sides of the seat covers are positioned so that the seat covers do not block or interfere with the deployment of the air bag. The attached flap tucks inside the cutout and should be able to open freely in case of deployment.
- 2) Constantly check your seat covers to ensure they are properly positioned to allow for complete air bag deployment.

LIMITATION LIABILITY: The manufacturer shall not be liable for any damages or for the breach of any warranty, express or implied, whether of merchantability or fitness for any purpose or otherwise, or for any other obligation or liability arising out of the installation of the seat covers or the movement of the seat covers after installation.



Fia Inc. Winnipeg, Canada R3L 0N3 Telephone (204) 475-0515 Toll-Free: 1-800-835-0438
Fax: (204) 284-8246 E-Mail: info@gofia.com Website: www.gofia.com

LIMITED 2 YEAR WARRANTY

Fia Inc. guarantees the original purchaser a limited 2 year warranty against manufacturer's defects in materials, workmanship and finish under normal use. The warranty is void if the product has been damaged resulting from product misuse, improper installation, product modifications or product neglect. The warranty applies to all Fia products and is limited to repair or replacement of the product. Warranty does not include cost of removal, installation, labor, freight and incidental or consequential damages.

Original purchaser must return defective merchandise along with the original purchase receipt to the original place of purchase for repair or replacement. Shipping charges will apply for any repair or replacement.

Buyer assumes all risk and liability whatsoever from the installation of Fia products. Vehicles equipped with supplemental restraint systems (air bags) deployed by impact should not be modified or covered by any aftermarket seat cover without consulting the vehicle manufacturer and Fia Inc. Fia Inc. assumes no liability for injury, loss, incidental or consequential damages in the event of an accident.

Fia Inc. Winnipeg, Canada R3L 0N3 Telephone (204) 475-0515 Toll-Free: 1-800-835-0438
Fax: (204) 284-8246 E-Mail: info@gofia.com Website: www.gofia.com