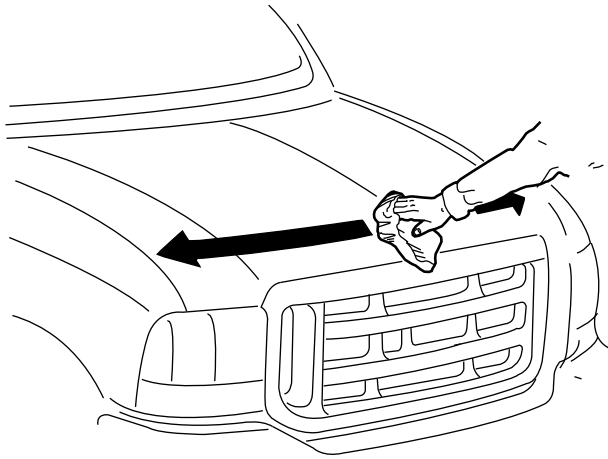



READ ALL INSTRUCTIONS BEFORE BEGINNING INSTALLATION.



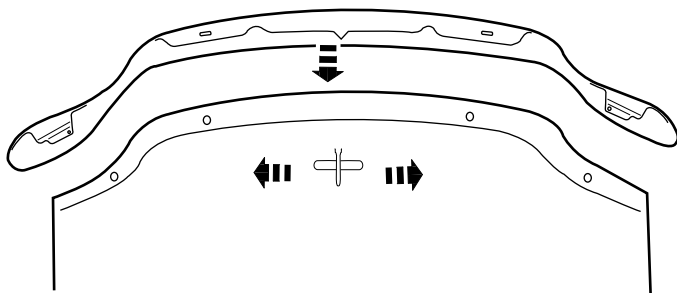
IS NO. I-957



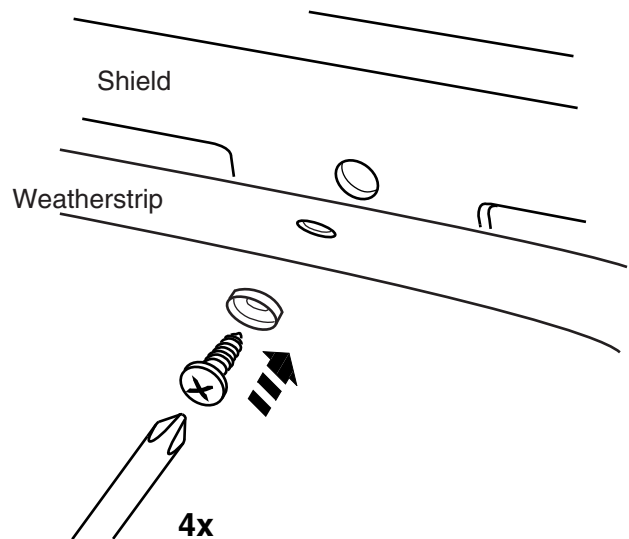
Step 1. Wash hood with warm soapy water and rinse. Dry thoroughly.



Step 2. Open hood.



Step 3. Center shield on hood. Remove and discard weatherstrip clips at shield mounting slot locations. Shield mounts between weatherstrip and hood in existing holes.



DO NOT OVERTIGHTEN

Step 4. Attach shield to hood using the sheetmetal screws thru the rubber grommets. Close hood.