

Hyundai/Kia Data Interface with Amplifier Bypass Harness & DSP 2017-up



INTERFACE FEATURES

- Designed for SPDIF amplified sound systems
- Includes an amp bypass harness
- Retains BlueLink/UVO voice prompts
- All chimes/voice prompts go through the aftermarket amp
- Adjustable chime level
- Micro-B USB updatable

INTERFACE COMPONENTS

- AXDSP-X
- AXBK-1
- AXDSPX-HK4 harness
- AXDSP-X harness
- Amplifier bypass harness

APPLICATIONS

Hyundai
Santa Fe

2017

TABLE OF CONTENTS

Connections.....2
Installation3-4

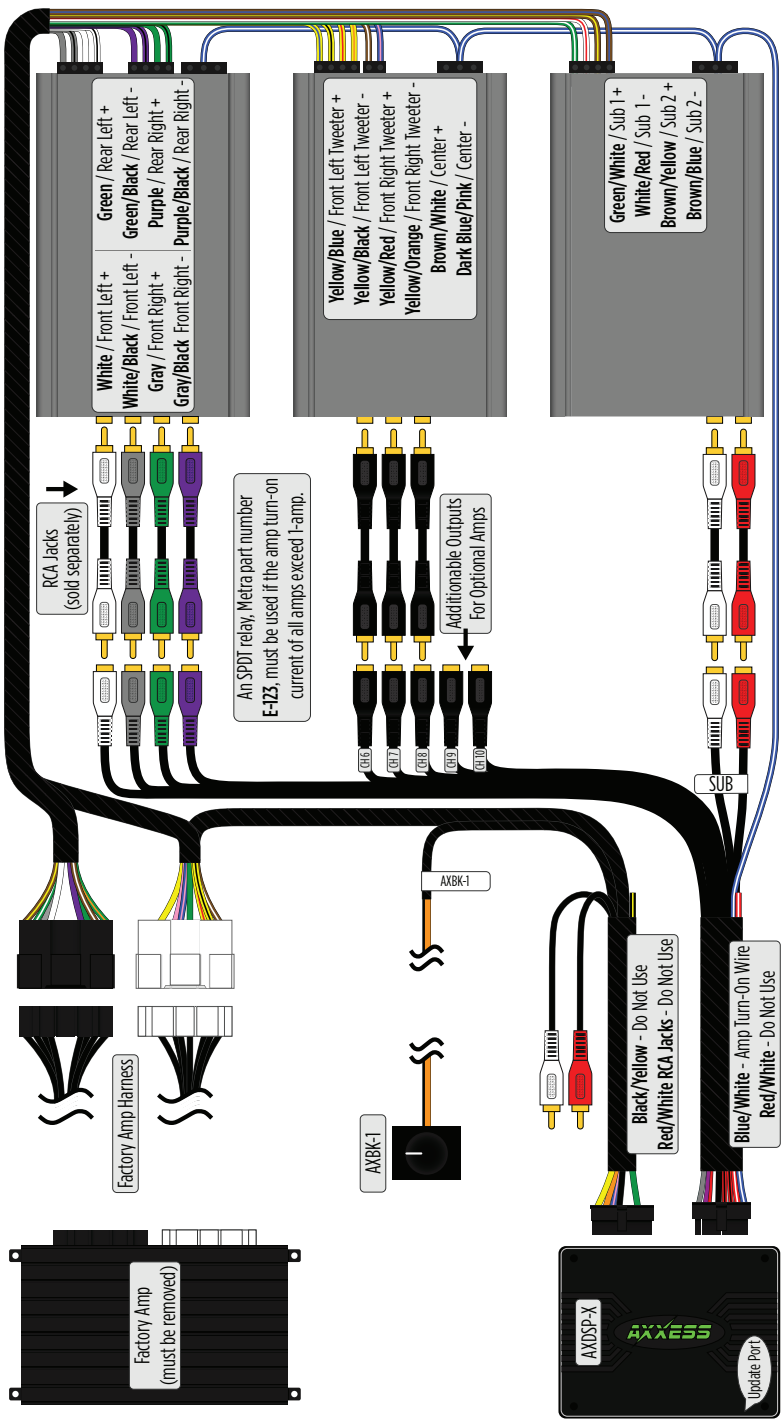
TOOLS & INSTALLATION ACCESSORIES REQUIRED

- Crimping tool and connectors, or solder gun, solder, and heat shrink
- Tape
- Wire cutter
- Zip ties
- Tone generator

Product Info



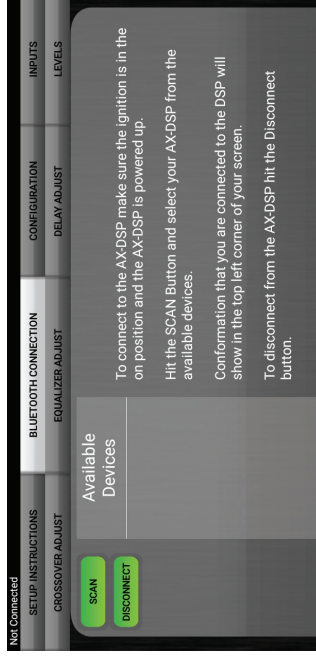
CONNECTIONS



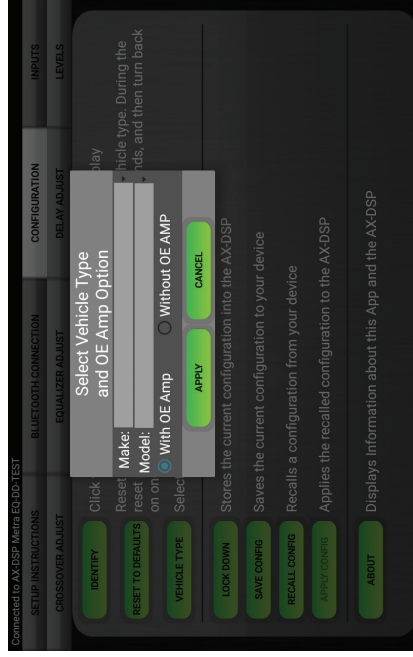
INSTALLATION

1. Locate the factory amp, unplug all connectors, then remove the amp.
Note: Amp location is on the following page.
2. Install the **AXDSPX-HK4 harness** and make all necessary connections, but leave the amp turn-on wire disconnected.
3. Plug the 16-pin and 20-pin connectors from the **AXDSPX-HK4 harness** into the **AXDSP-X**.
4. Download and install the AXDSP-X app from the **Google Play Store** or **Apple App Store**.
5. Open the app and follow the instructions on the **Bluetooth Connection** tab to pair the mobile device to the AXDSP-X. (Figure A)
6. Scroll to the **Configuration** tab then select the vehicle type. Press the **Lock Down** button to save the configuration. (Figure B)
7. Connect the amp turn-on wire from the **AXDSPX-HK4 harness**. Click the **Identify** button to confirm that the AXDSPX-HK4 is connected properly. If so, a chime will be heard from the front left speaker. Test all functions of the installation for proper operation.
Note: The outputs may need to be configured within the **Outputs** tab.
8. Adjust the DSP settings in the app as desired. Refer to the instructions under the **Setup Instructions** tab, or online at Axessinterfaces.com for an explanation of each tab in the app.

Continued on the next page



(Figure A)



(Figure B)

INSTALLATION (CONT'D)

Amplifier Location

Hyundai

Santa Fe: Under passenger seat

Having difficulties? We're here to help.



Contact our Tech Support line at:

386-257-1187



Or via email at:
techsupport@metra-autosound.com

Tech Support Hours (Eastern Standard Time)

Monday - Friday: 9:00 AM - 7:00 PM

Saturday: 10:00 AM - 7:00 PM

Sunday: 10:00 AM - 4:00 PM



® KNOWLEDGE IS POWER

Enhance your installation and fabrication skills by enrolling in the most recognized and respected audio and video installation courses available. Log onto www.installerinstitute.com or call 800-354-6782 for more information and take steps toward a better tomorrow.



**Metra recommends MECP
certified technicians**