

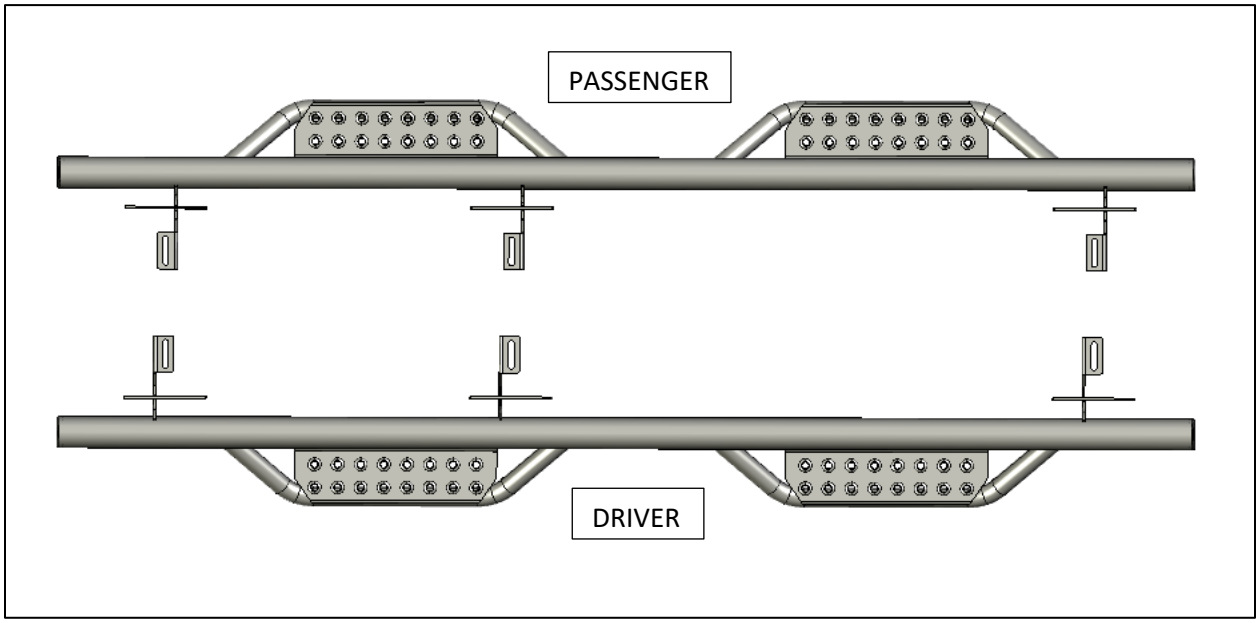
I-SHEET PART NUMBER: INST-00176  
 PART NUMBER: 519418012  
 PRODUCT: **HOOP STEEP**  
 APPLICATION: **19-20 JEEP JT TRUCK**

HARDWARE DESCRIPTION	QTY.
<b>KIT# HWKT-05321X</b>	
M8x30mm flanged hex bolt with washer	6
M8x25mm Flanged hex head bolt	8
M8 flanged nuts	8

PARTS INCLUDED	QTY
DRIVER SIDE	1
PASSENGER SIDE	1



**Step 1.** Identify the driver side step.





**Step 2.** Remove the factory running boards and discard.



**Step 3.** Carefully raise step up into position and align the brackets with the factory mounting points with the horizontal part of the bracket on the outside of the pinch weld.

**Step 4.** Next, start one of the supplied M8x30mm hex head flanged bolts starting with the center bracket in the factory threaded hole and leave loose.

**Step 5.** Install two supplied M8x25mm black zinc flanged bolts and two M8 flanged nuts in the pinch weld mounts in the front and rear brackets and leave loose.



M8x25mm flanged bolts and flanged nuts.

**Step 6.** Continue installing the two remaining M8X30mm bolts in the front and rear brackets and leave loose.

**Step 7.** Adjust the nerf-step where the main bar is level with the body of the vehicle.

**Step 8.** First, tighten all the hardware that attaches the bracket to the pinch weld of the vehicle.



**Step 9.** Next, tighten the remaining hardware that attaches the bracket to the upper body mount.



**Step 10.** Repeat steps 3-9 for the passenger side.