

Can-Am 2016-20 Defender Half Front Windshield

Thank you for choosing Rough Country for all your vehicle needs.

Please read instructions before beginning installation. Check the kit hardware against the kit contents shown below. Be sure you have all needed parts and know where they go.

If question exist, please call us @1-800-222-7023. We will be happy to answer any questions concerning this product. Check all fasteners for proper torque. Check to ensure for adequate clearance between all components.

Periodically check all hardware for tightness.

KIT CONTENTS:

Windshield x1


Seal x1

Straps x2





INSTALLATION INSTRUCTONS

1. Clean the surface of the UTV that the windshield will be applied to. **See Photo 1.**
2. Remove the protective cover from the windshield. **See Photo 2.**





3. To make the installation of the seal easier, run a 1/4" extension along the center of the seal. **See Photo 3.**
4. Firmly press the seal onto the windshield along the bottom and sides of the windshield. Trim any excess of the seal and locate the 4 straps. **See Photo 4.**





5. Use a dead blow hammer to fully seat the seal. **See Photo 5 and Photo 6.**




6. Place the windshield onto the front of the UTV. See Photo 7.
7. **NOTE:** How the strap is wrapped behind the pin. See Photo 8.



8. Install the 2 straps into the opening in each side of the windshield. See Photo 9.
9. Wrap the strap behind the pin in the outer portion of the strap. See Photo 10.



10. Tuck the strap into the windshield. See Photo 11.
11. Pull the outer windshield mount tight laying the strap into the opening in the windshield. See Photo 12.



12. Secure by finishing the wrap around the strap. **See Photo 13.**



13. Repeat steps 9-12 to secure the other strap.



By purchasing any item sold by Rough Country, LLC, the buyer expressly warrants that he/she is in compliance with all applicable, State, and Local laws and regulations regarding the purchase, ownership, and use of the item. It shall be the buyers responsibility to comply with all Federal, State and Local laws governing the sales of any items listed, illustrated or sold. The buyer expressly agrees to indemnify and hold harmless Rough Country, LLC for all claims or indirectly from the purchase, ownership, or use of the items.

